



CUSTOM MOULDINGS

FINE QUALITY MOULDINGS

CRAFTED BY

VOIGTMAN'S VARIETY WOODS INC.

AND OFFERED BY

MILLARD LUMBER INC.



CUSTOM MOULDINGS

ABOUT MILLARD LUMBER

Since Millard Lumber Inc. opened in 1948, it has grown to one of the largest independently owned facilities in the Midwest. In conjunction with Voigtman's Variety Woods, we are pleased to offer custom wood moulding profiles in this brochure.

The ability to provide our customers with custom and special wood mouldings rounds out and complements our standard trims. Literally hundreds of profiles

machined from numerous species await your challenge. Let us provide the custom mouldings

that will personalize your next building project and create your "signature look".

If you would like more information about any product in this brochure, please contact us. At Millard Lumber, *it is our job to help you with yours!*

POLICIES

All orders of a special nature may not be canceled after acceptance by customer verbally or in writing. Millard Lumber reserves the right to require advance payment on such orders. Please allow a lead time of 12-15 working days for all custom and special orders. Lead times may vary due to availability of material.

Moulding patterns can be manufactured from the following species: Oak, Mahogany, Poplar, Ash, Cherry and hard and soft Maple. Other species available upon request.

No returns will be allowed on custom and special wood mouldings.

Mouldings are sold in random lengths. Specified lengths are subject to an additional charge. Price will be based on quantity ordered.

TABLE OF CONTENTS

Base	B1 – B7
Batten	D5
Beauty Moulds	D1 – D2
Bed Mould	D6
Behavior of Wood Products	X1 – X3
Casing	C1 – C11
Chair Rail	D6
Crown	A1 – A16
Custom Combinations	F1 – F3
Half Rounds	D4
Inlay	D9
Library Panel Mouldings	D3
Miscellaneous	D7 – D8
Panel Caps	D3 – D4
Panel Moulds	D1 – D2
Stair Parts	E1 – E3
Stops	D5
Index	Z1 – Z6

OMAHA: 5005 South 135th Street (402) 896-2800 (800) 228-9260

LINCOLN: 75th & Cornhusker Hwy. (402) 467-4561 1060 North 33rd Street (402) 467-1171

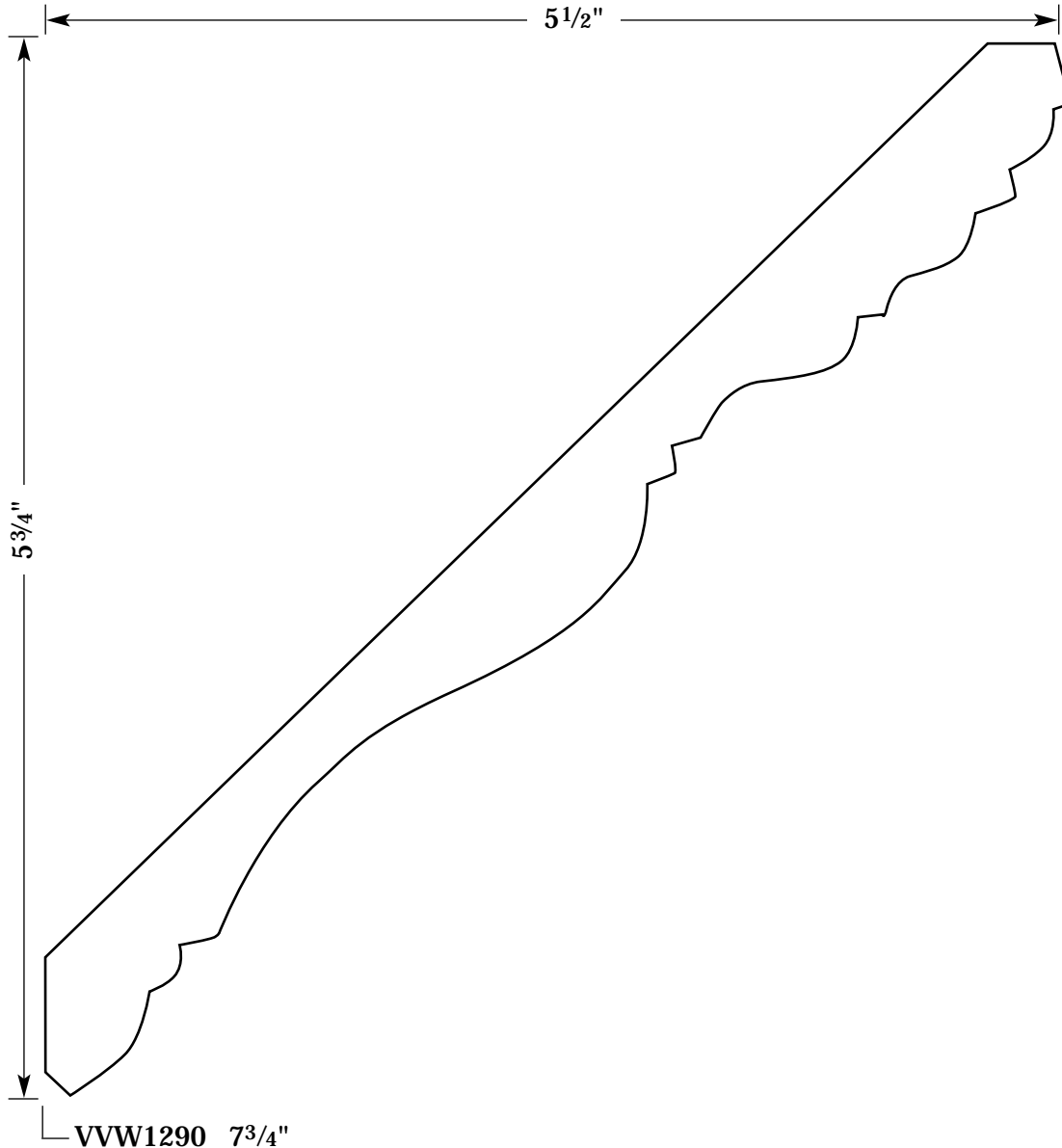
DES MOINES: 9850 Douglas Avenue (515) 276-6337

VISIT OUR WEBSITE: www.millardlumber.com





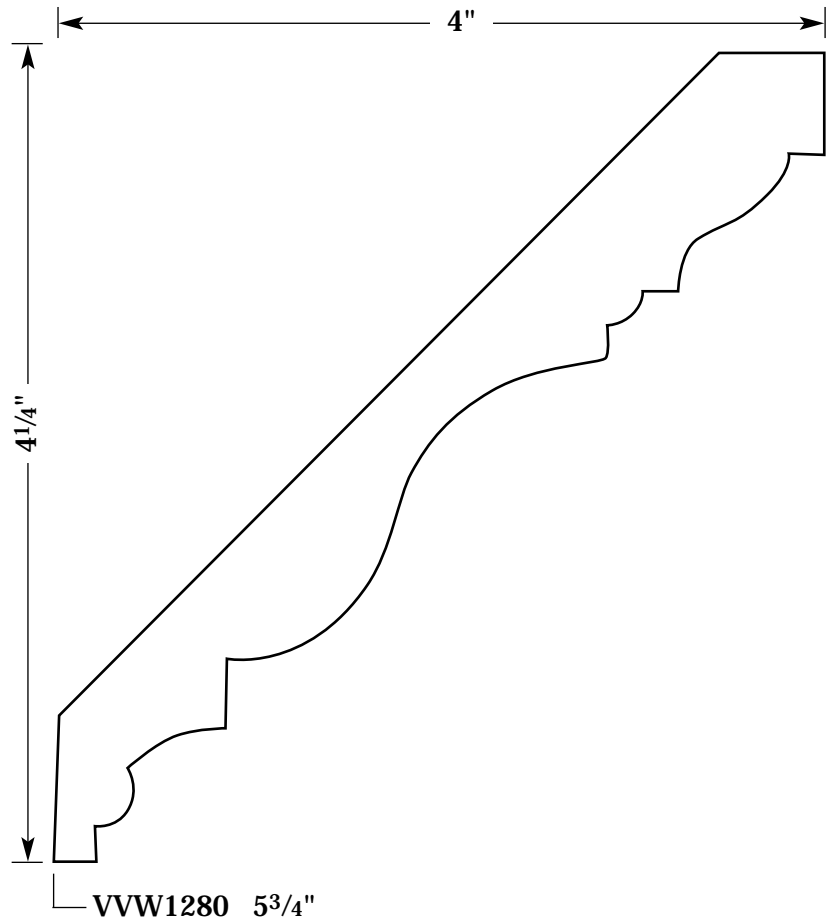
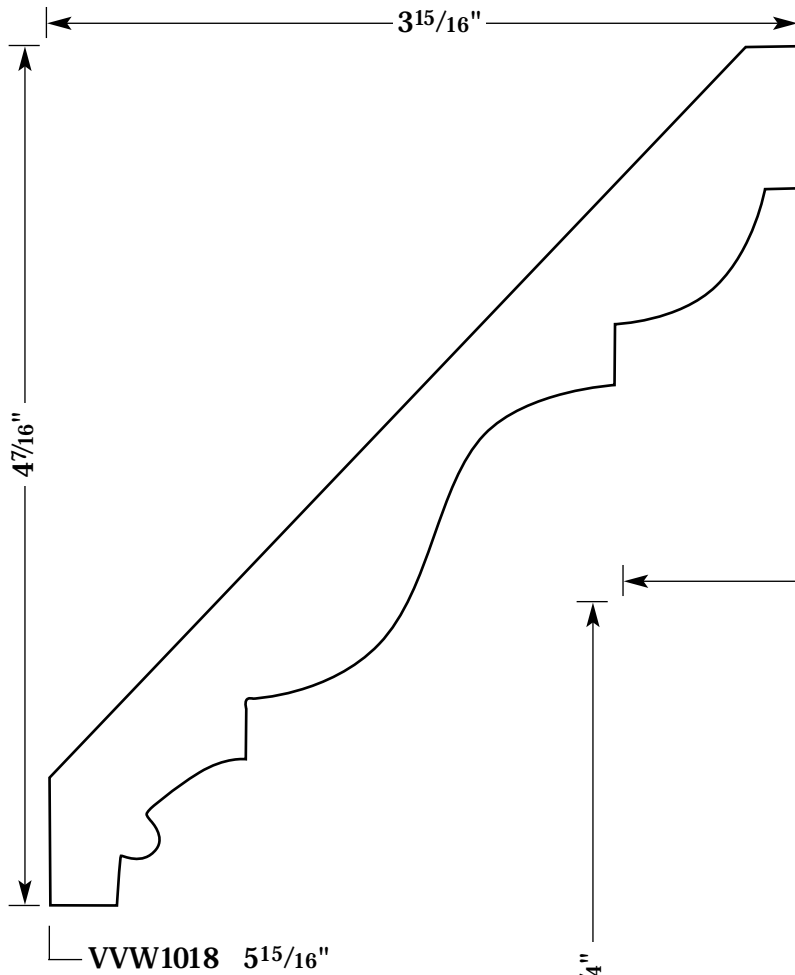
CROWN is used where walls and ceiling meet and to cover large angles. It is always sprung. Also known as cornice moulding.



CUSTOM



CROWN

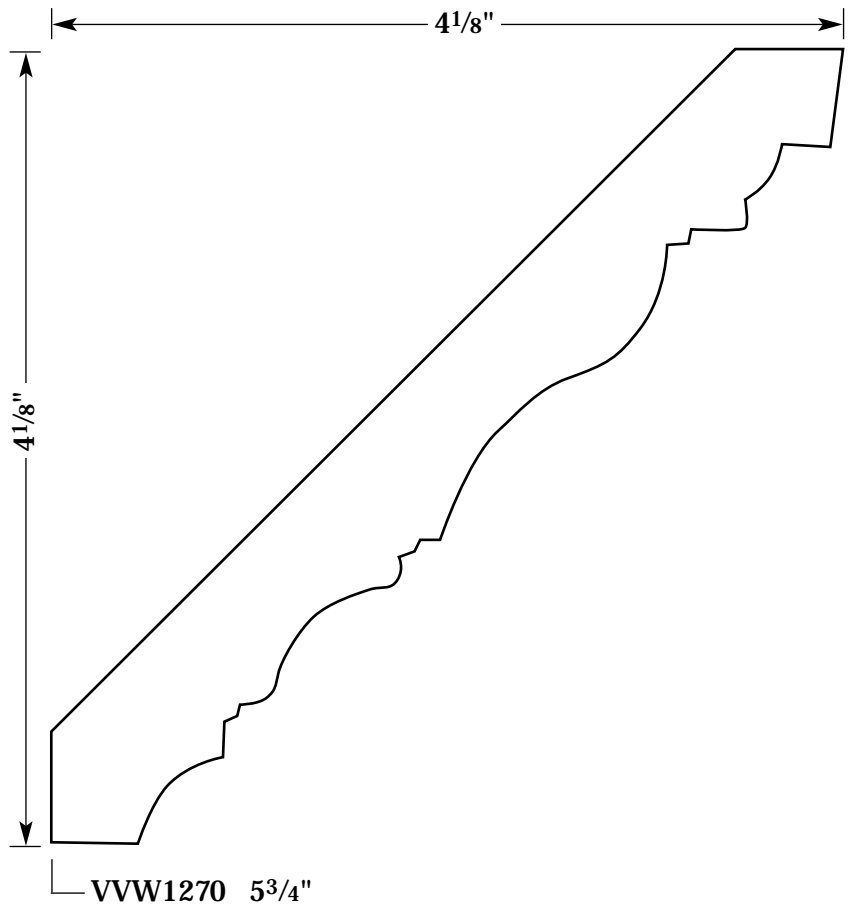
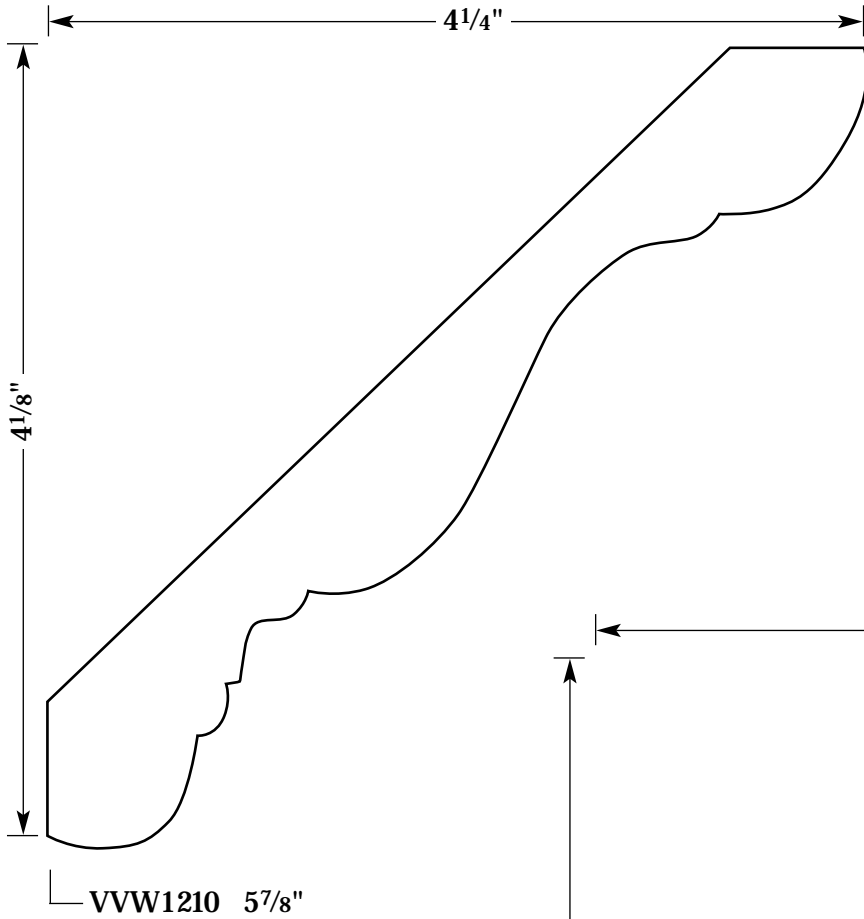


Illustrations may not be to scale.

CUSTOM



CROWN

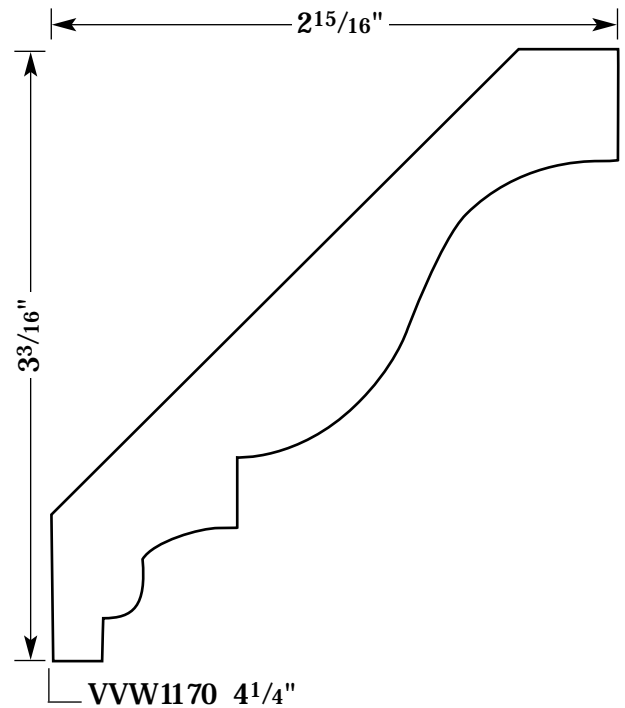
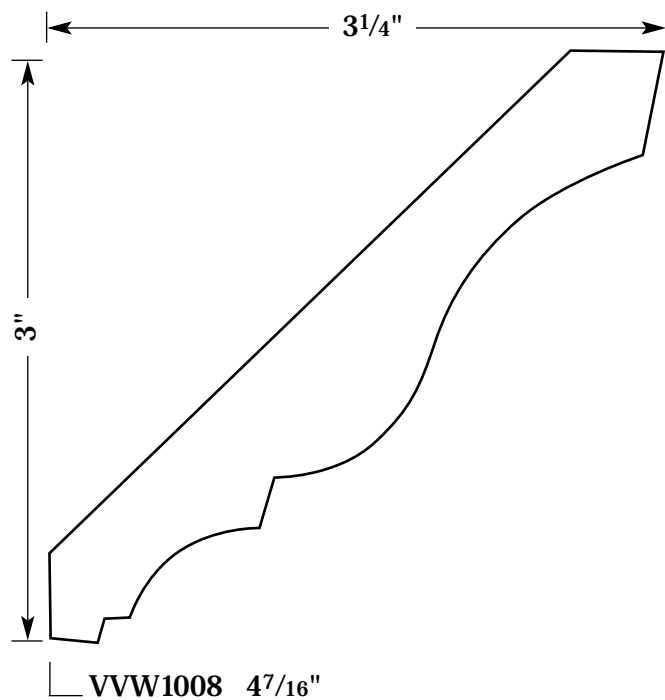
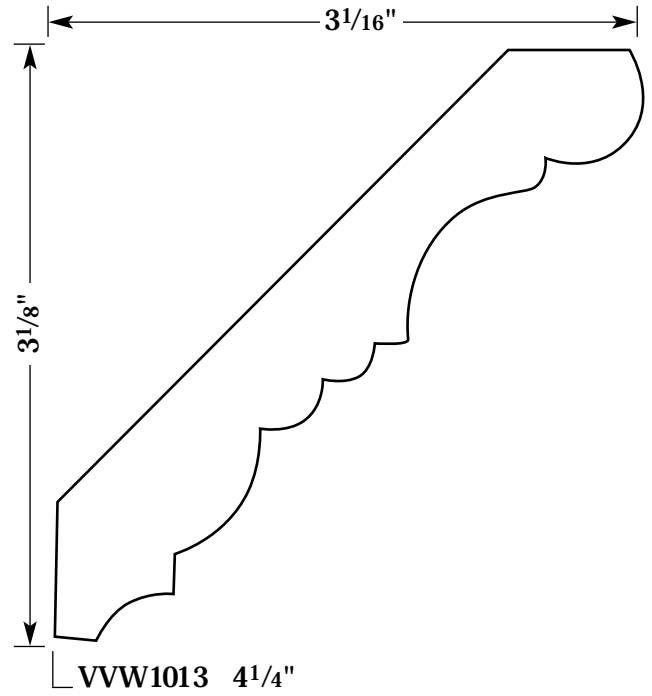
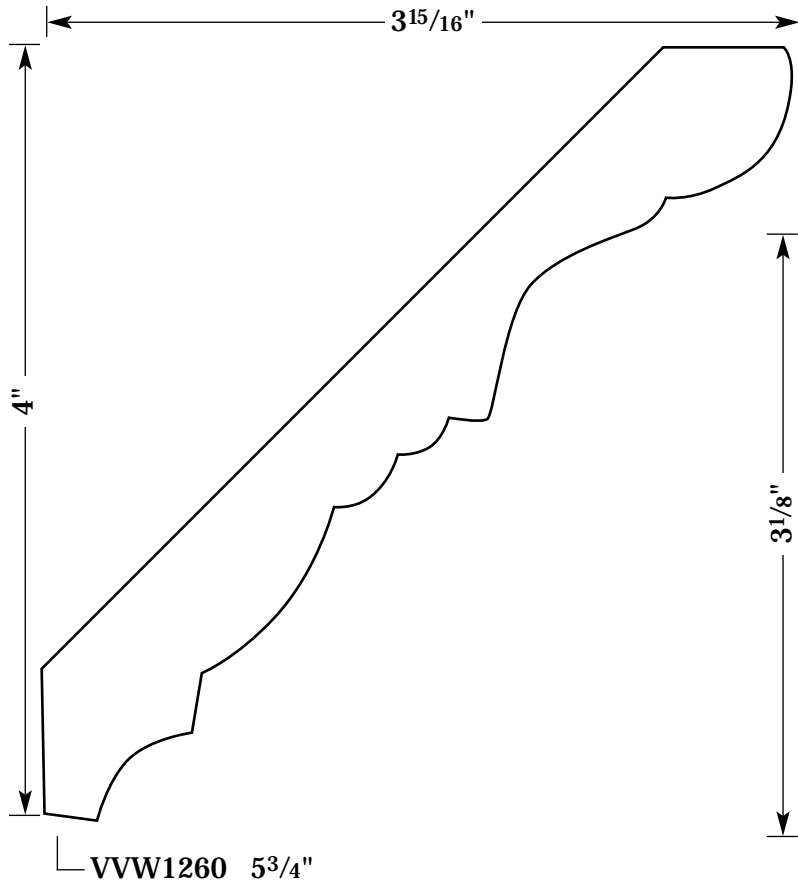


Illustrations may not be to scale.

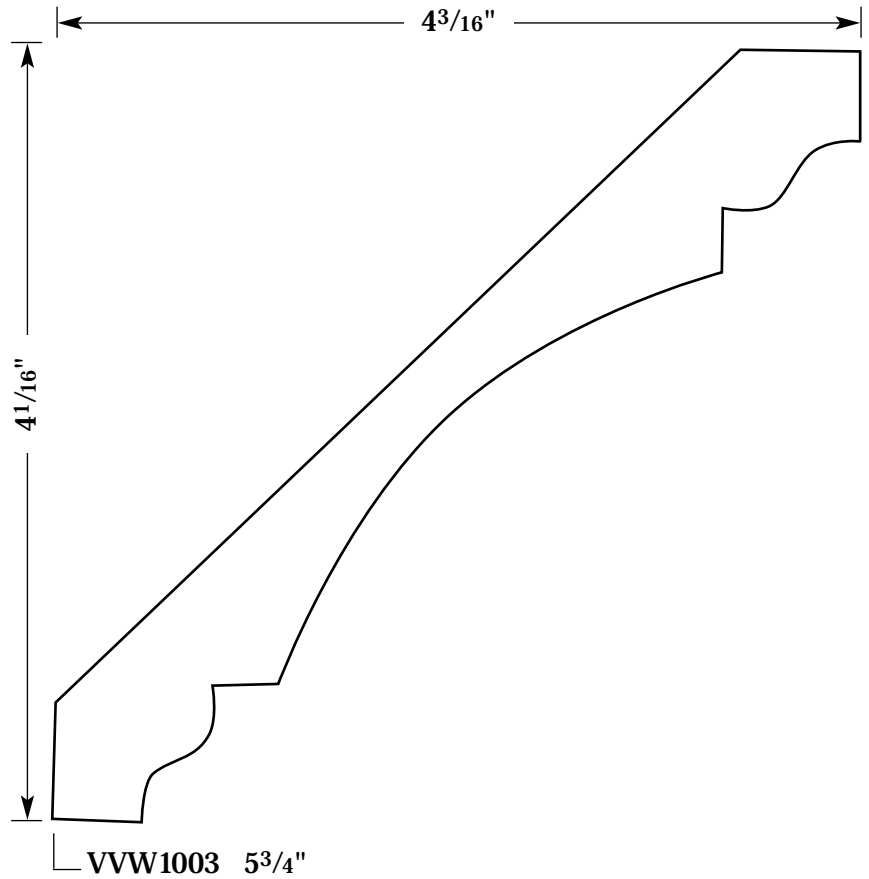
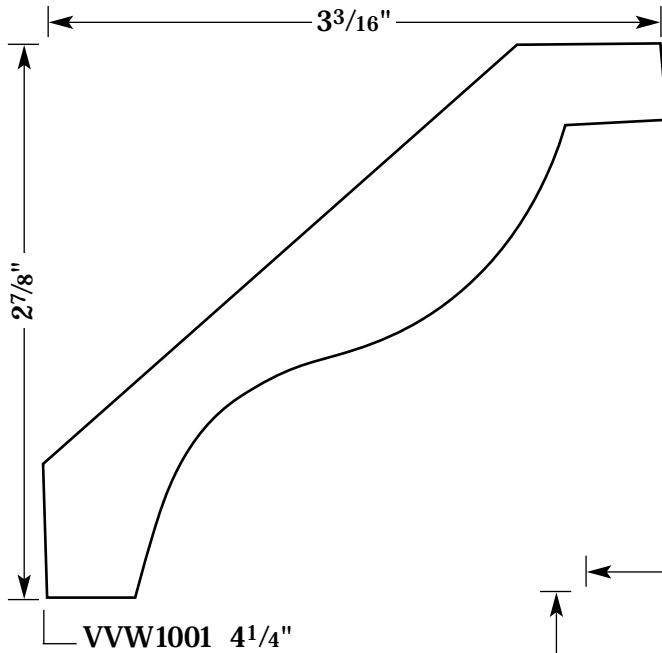
CUSTOM

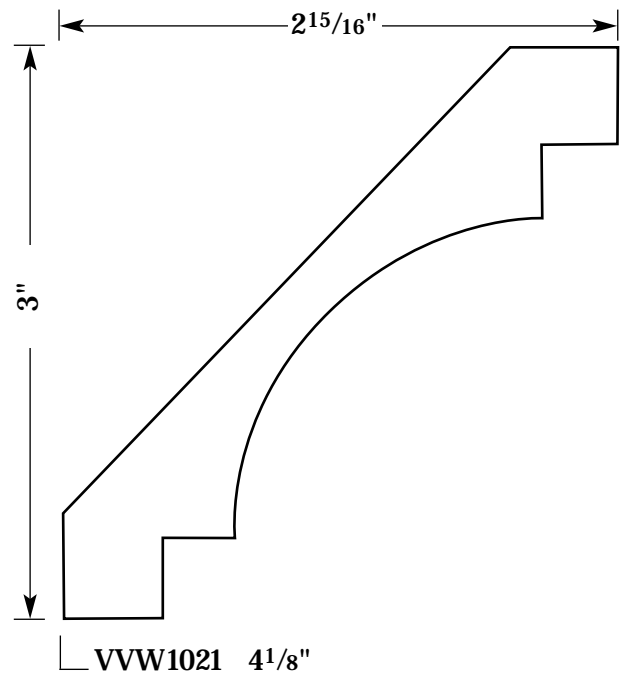
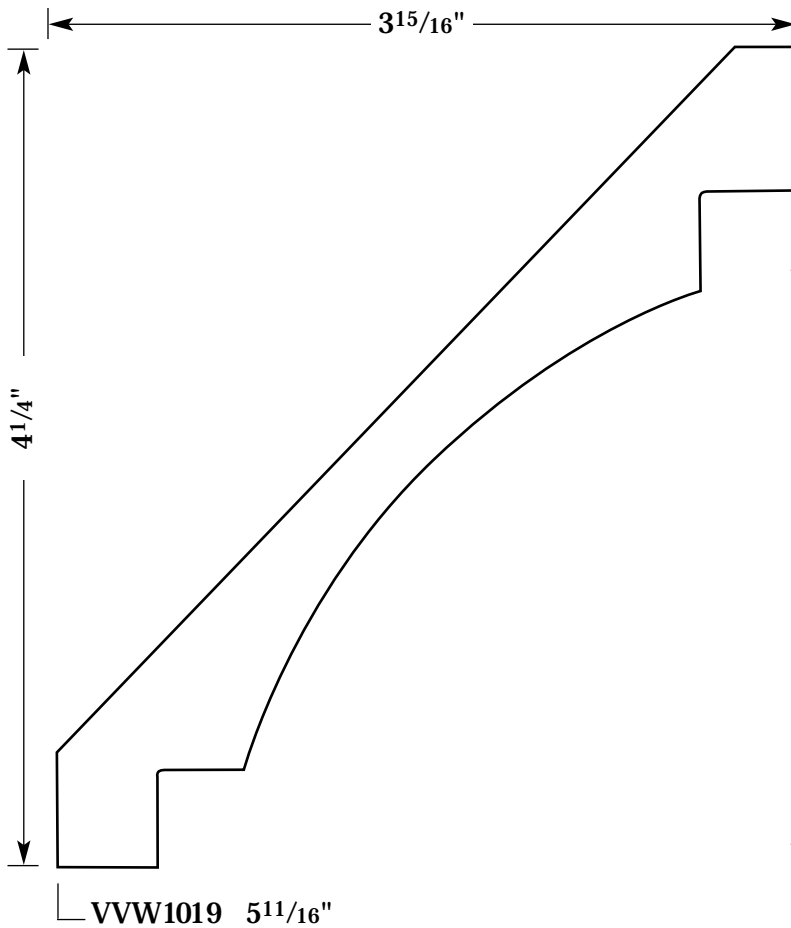
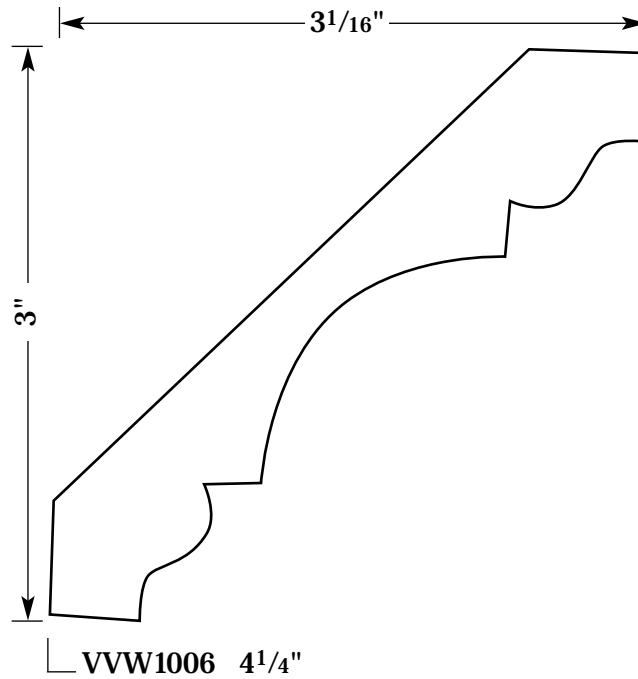


CROWN



Illustrations may not be to scale.

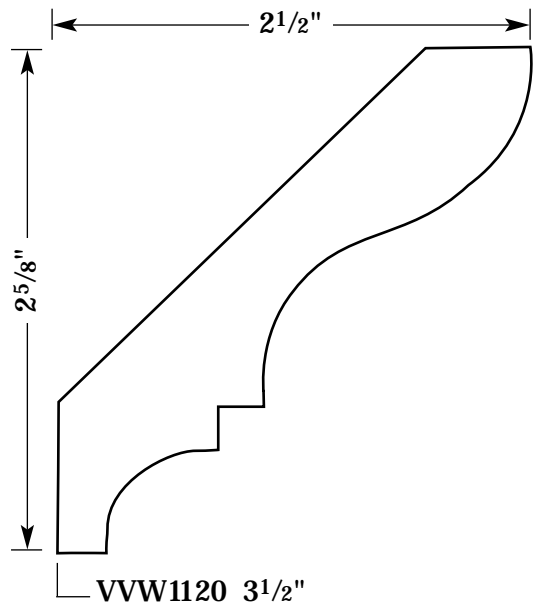
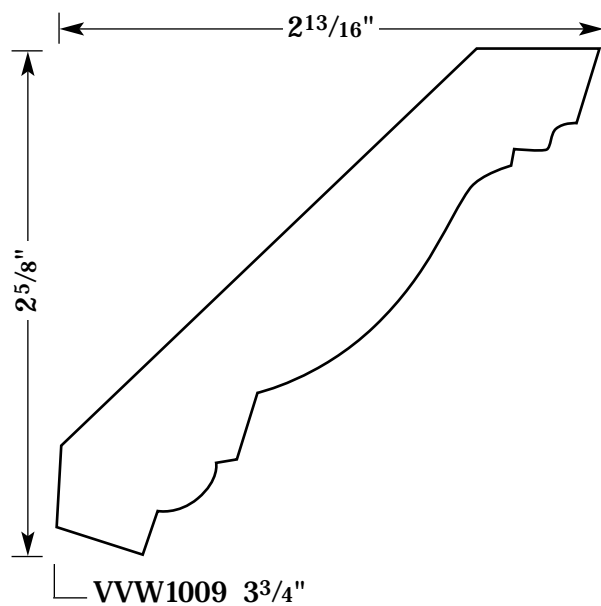
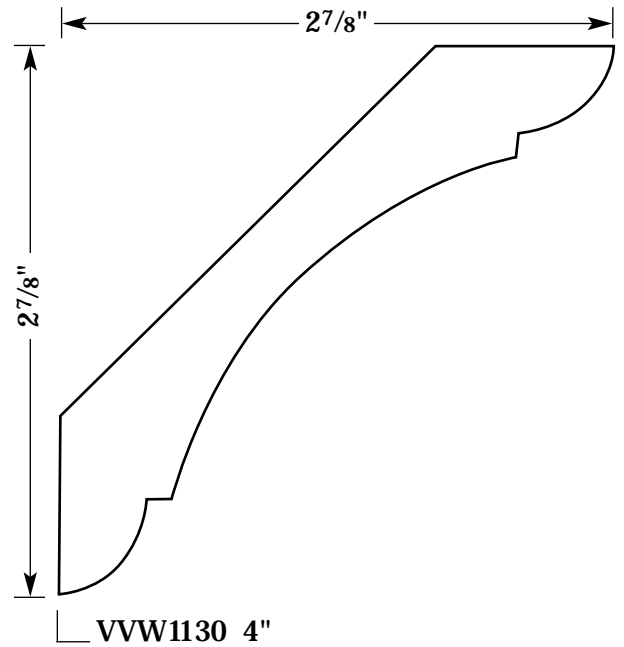
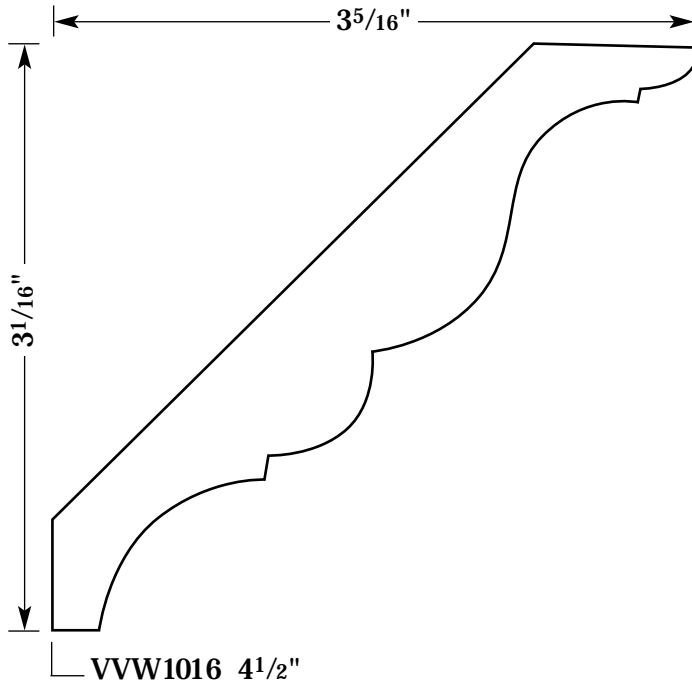




CUSTOM



CROWN

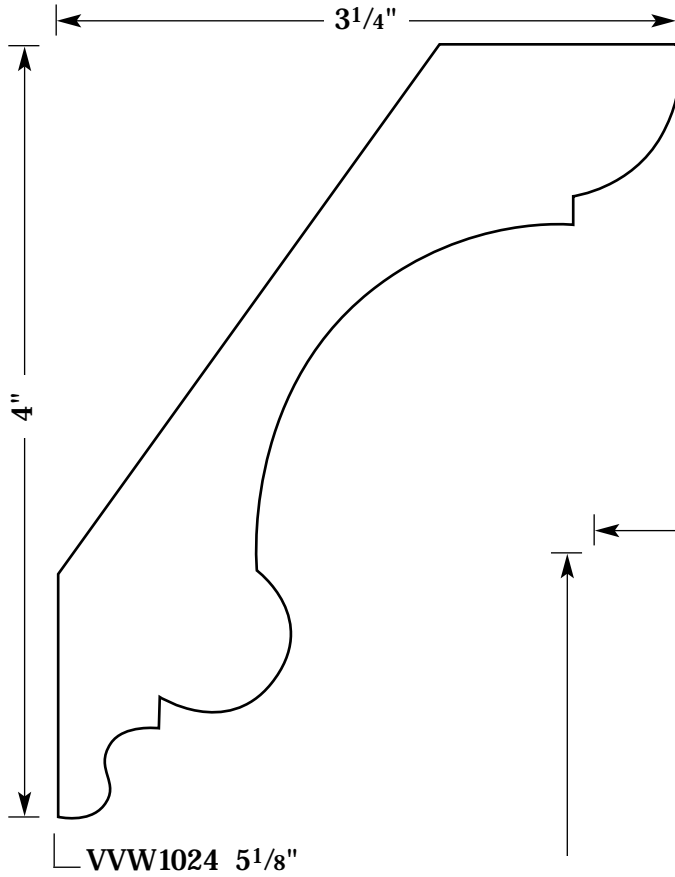


Illustrations may not be to scale.

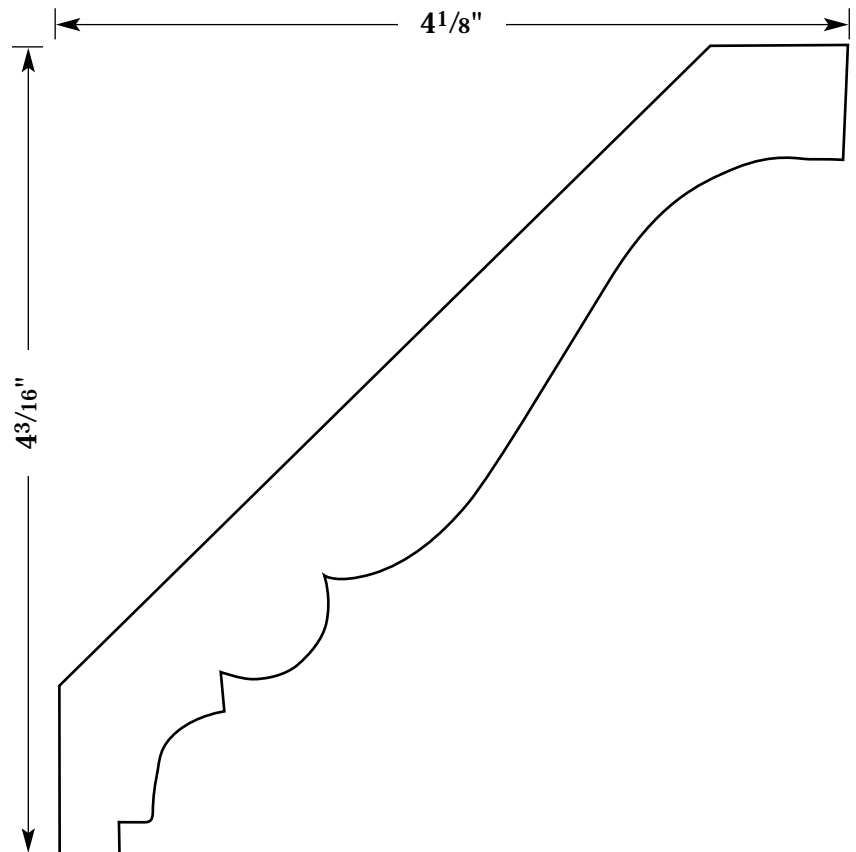
CUSTOM



CROWN



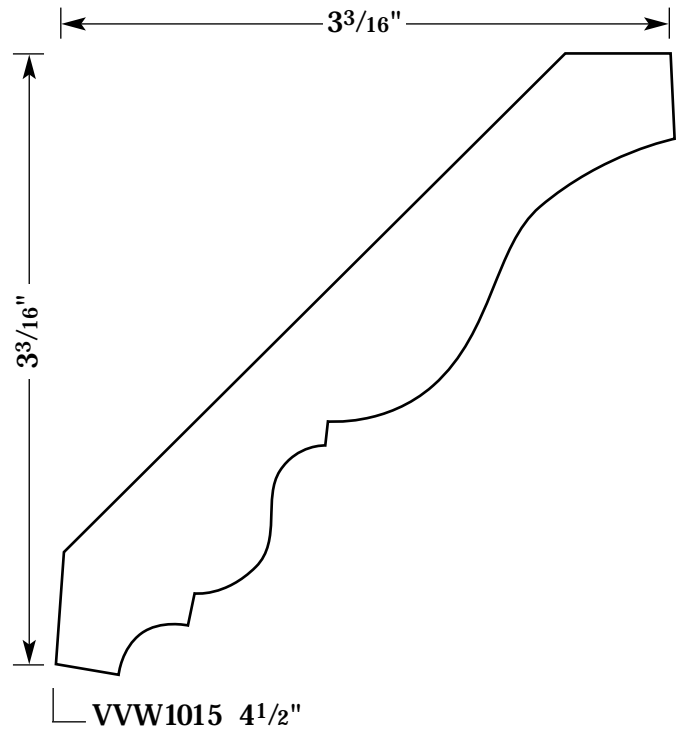
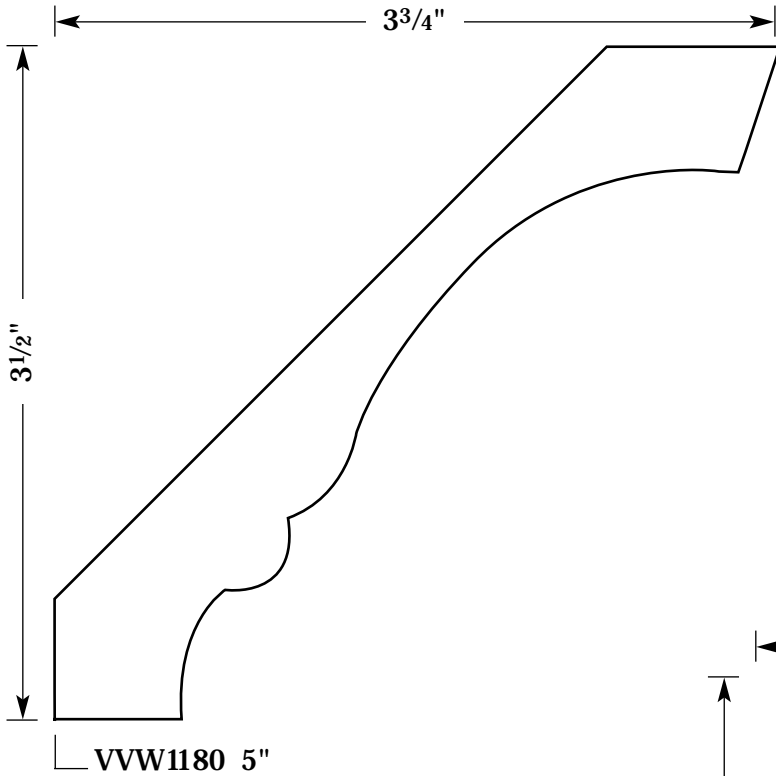
VW1024 5 1/8"

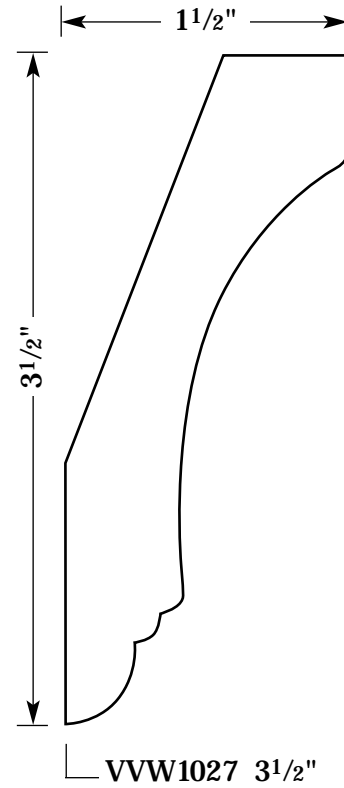
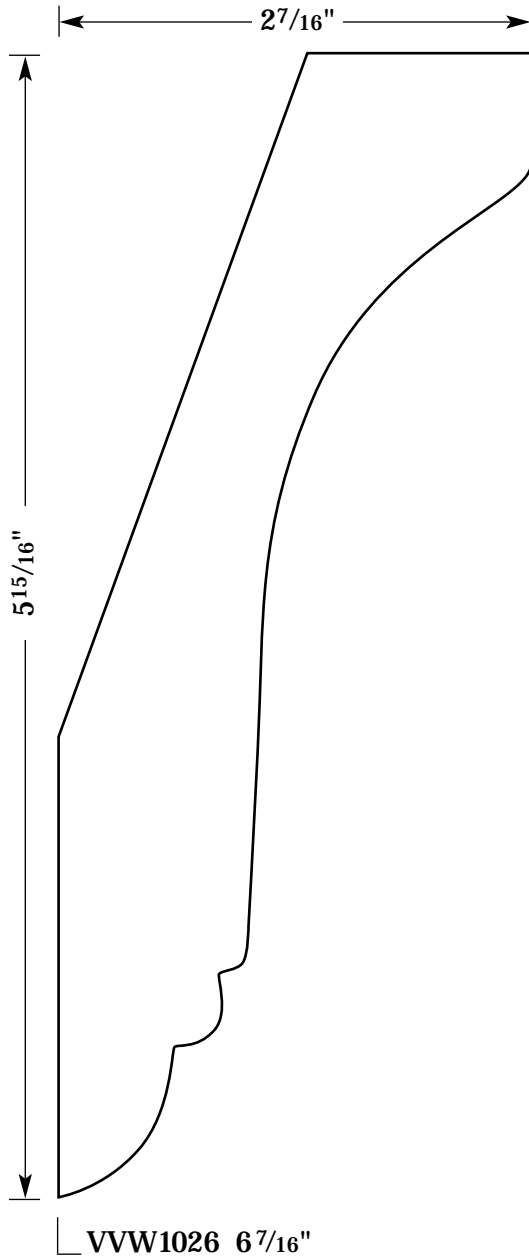


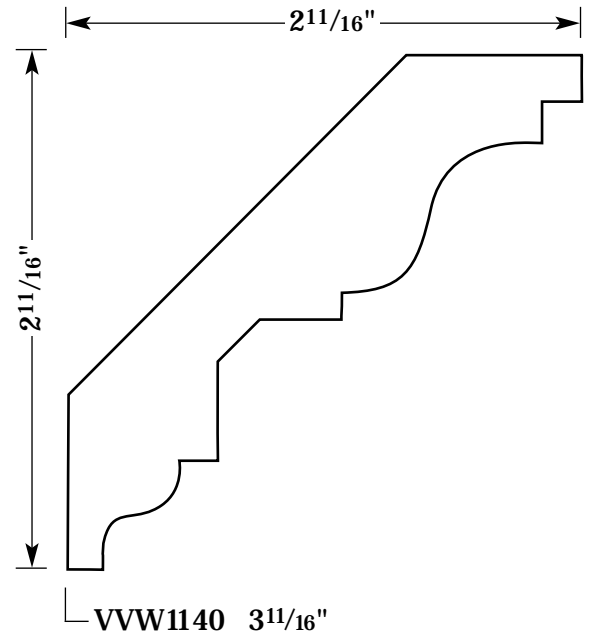
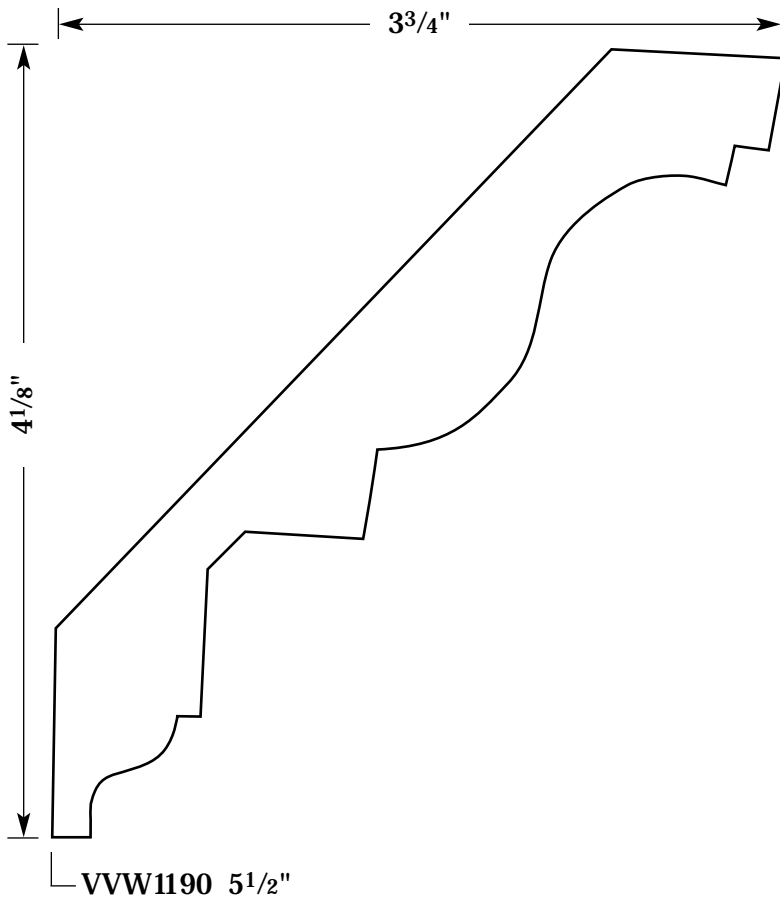
VW1200 5 3/4"



Illustrations may not be to scale.



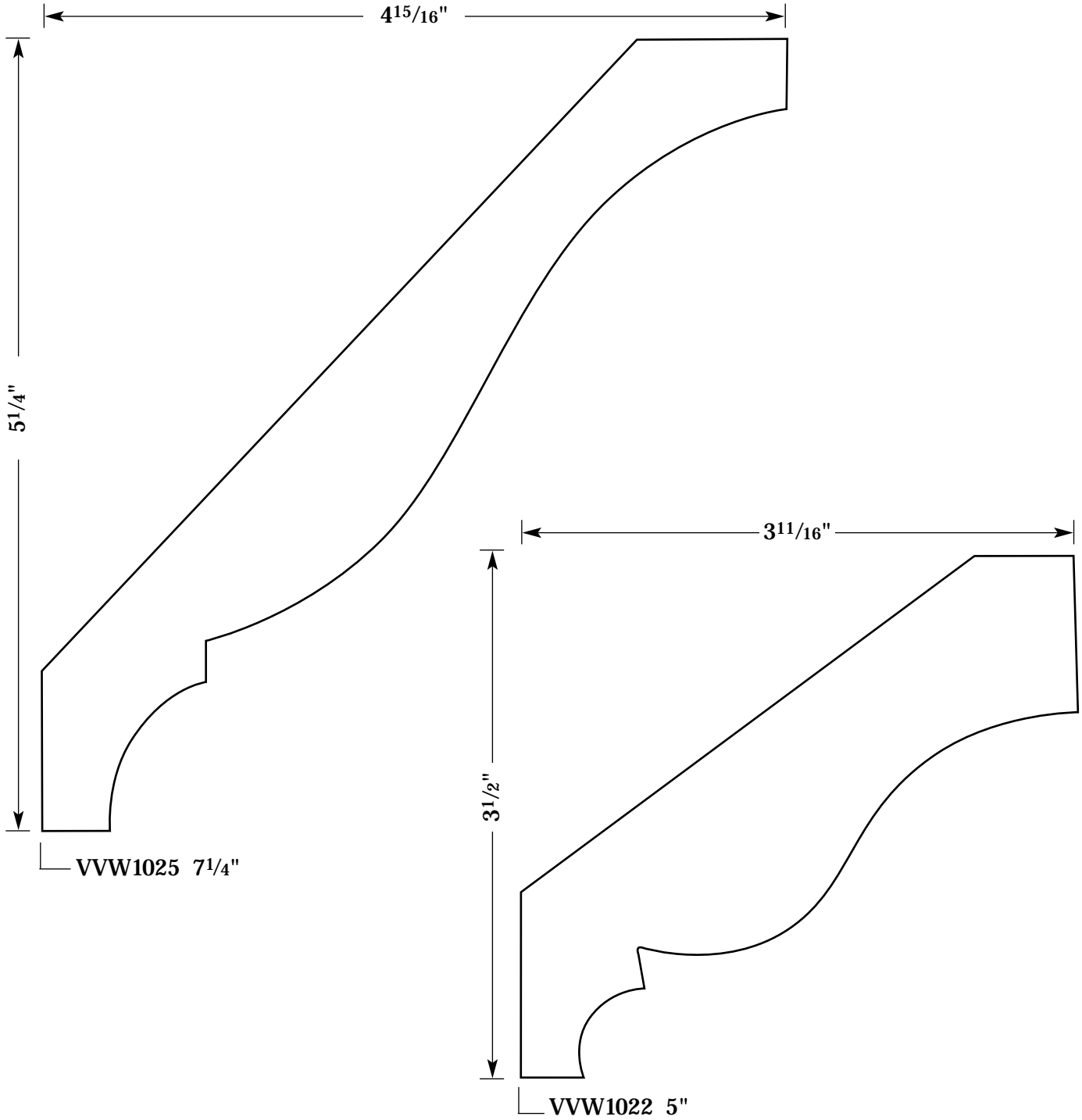




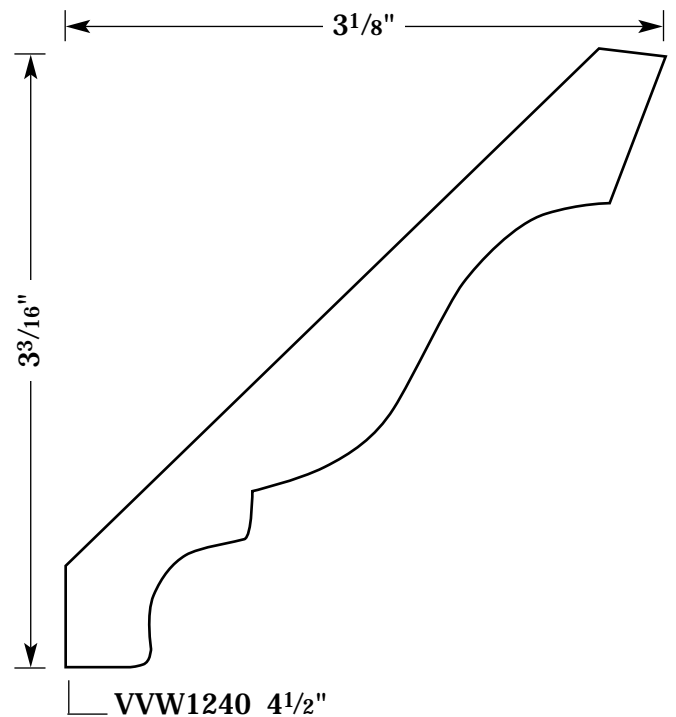
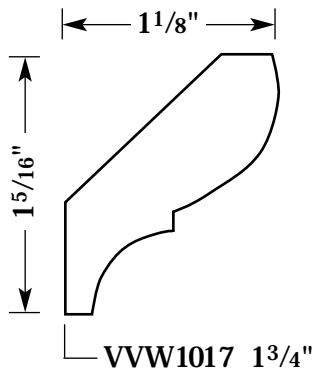
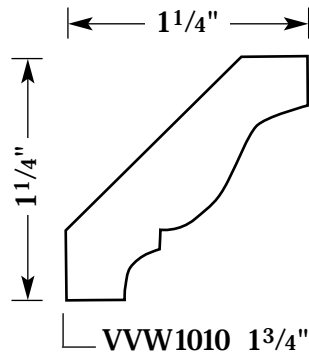
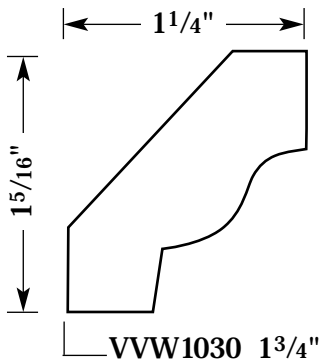
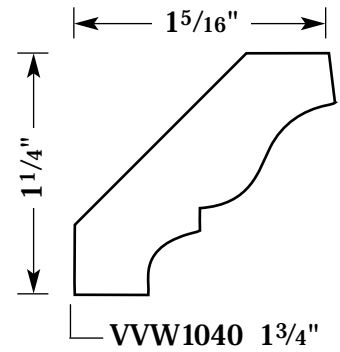
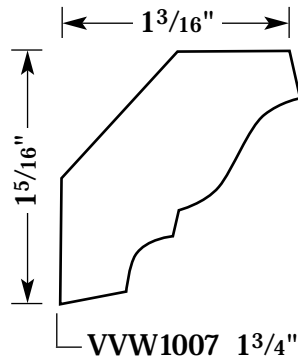
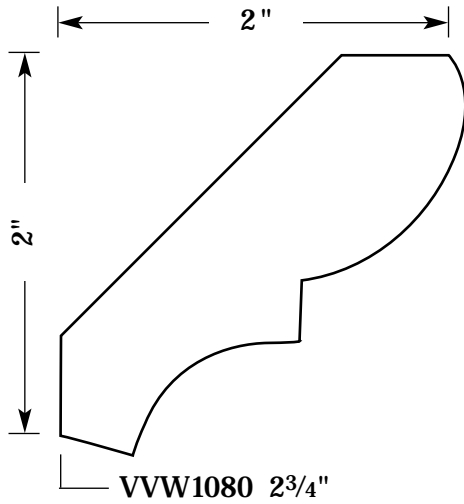
CUSTOM

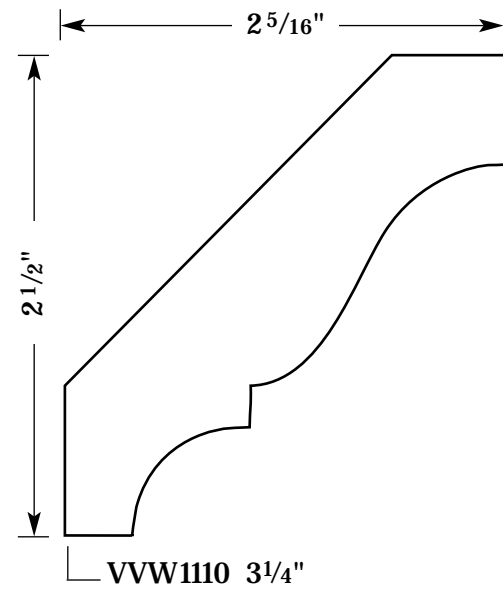
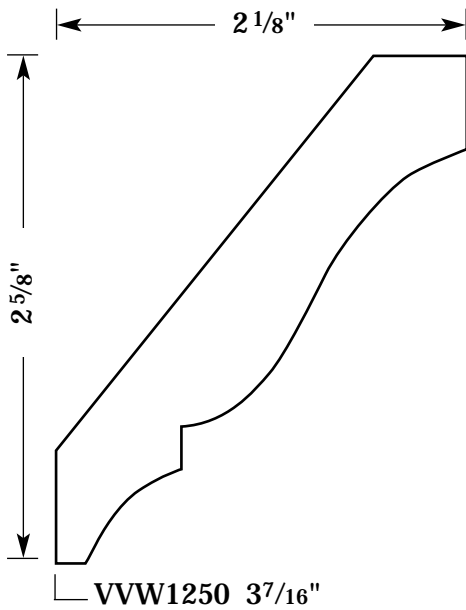
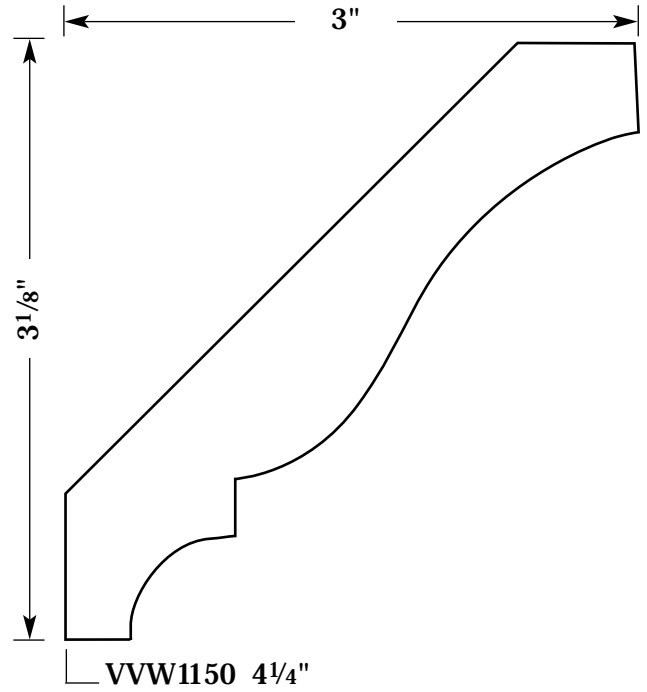
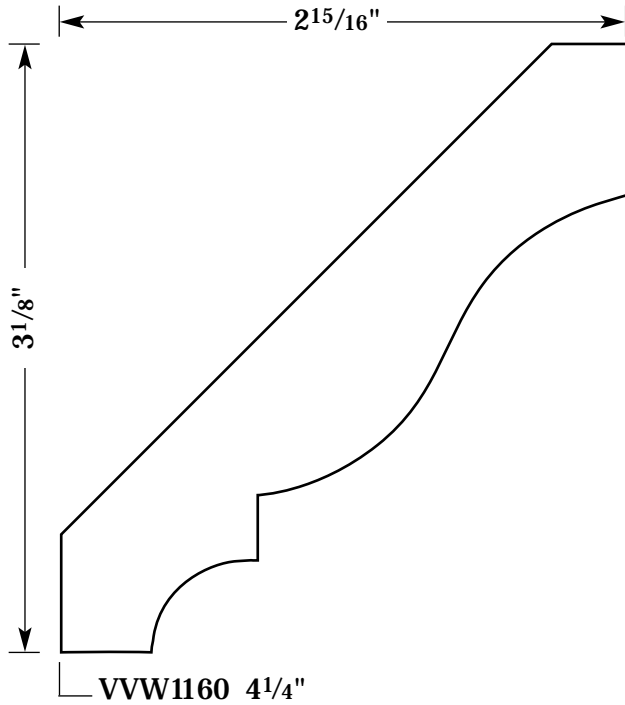


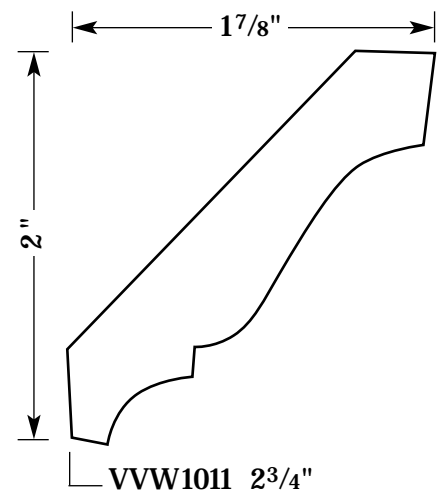
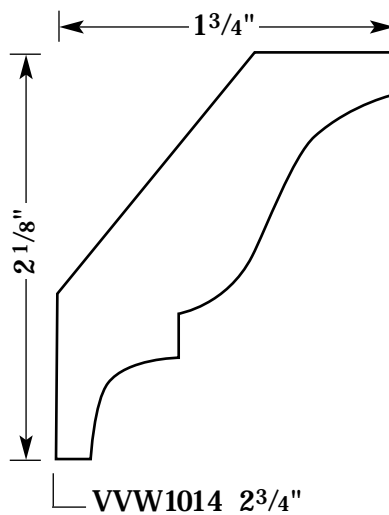
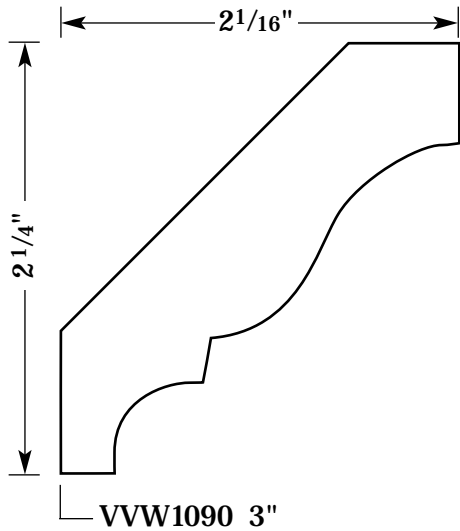
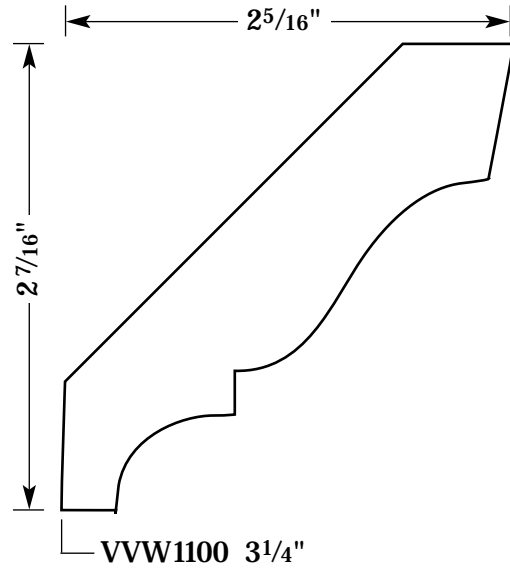
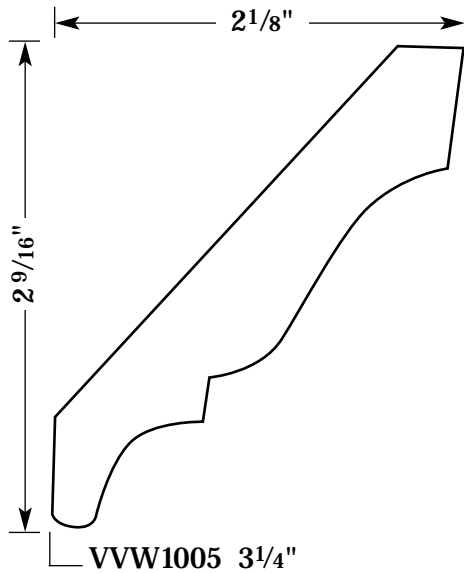
CROWN

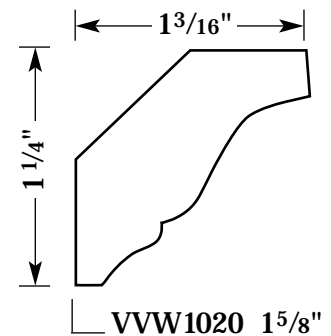
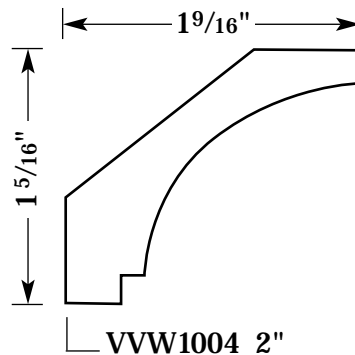
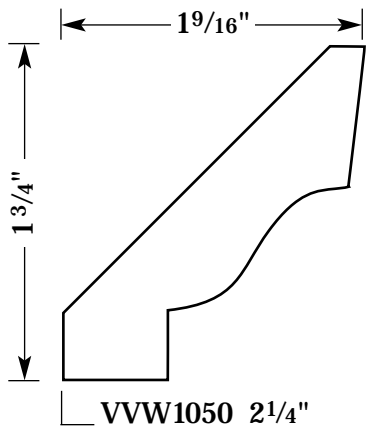
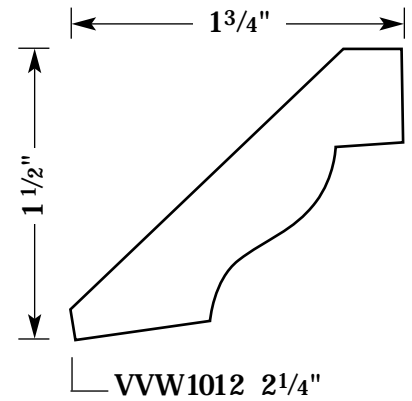
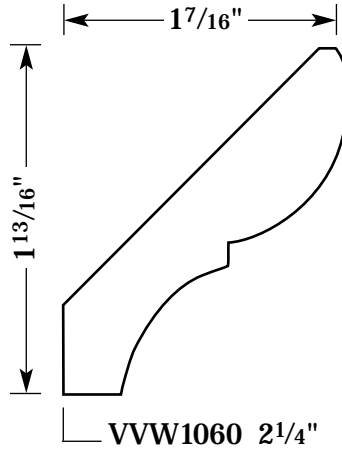
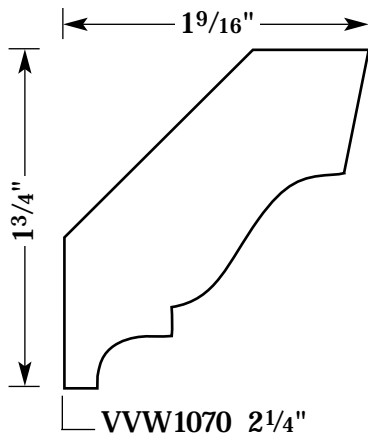


Illustrations may not be to scale.












BASE is applied where floors and walls meet, forming a visual foundation. It protects walls from kicks, bumps, furniture, etc. Base Shoe and Base Cap are used to conceal uneven floor and wall junctions.



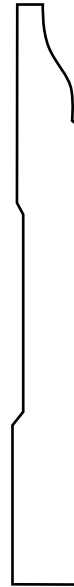
VVW2010
3/8" x 25/8"




VVW2020
3/8" x 23/4"



VVW2030
5/8" x 3"



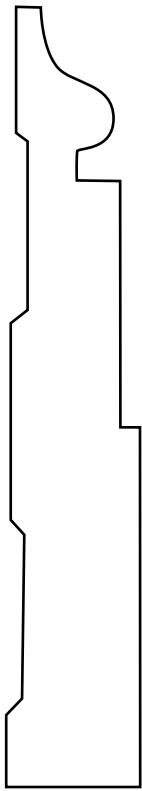
VVW2040
3/8" x 3"



VVW2018
11/16" x 39/16"




VVW2050-4
5/8" x 4"



VVW2021
11/16" x 4"



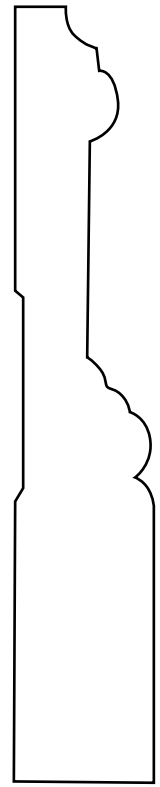
VVW2060
11/16" x 4"



VVW2080
3/4" x 4"



VVW2090
11/16" x 4"



VVW2220
11/16" x 4"

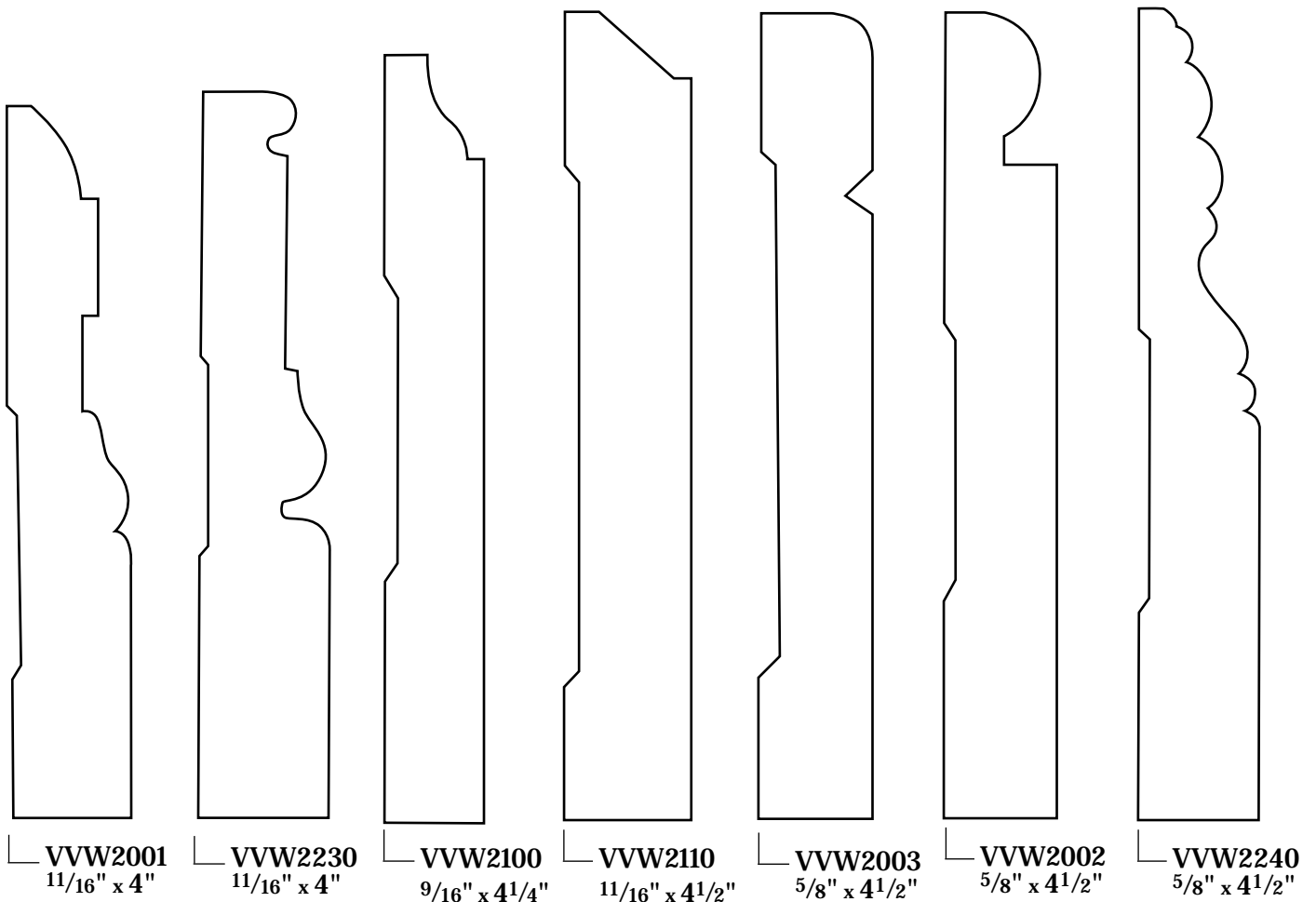


Illustrations may not be to scale.

CUSTOM



BASE




Illustrations may not be to scale.

CUSTOM




BASE



VVW2004
5/8" x 4 3/4"




VVW2050-5
5/8" x 5"




VVW2120
7/16" x 5"



VVW2023
5/8" x 5"



VVW2005
3/4" x 5"



VVW2006
3/4" x 5"

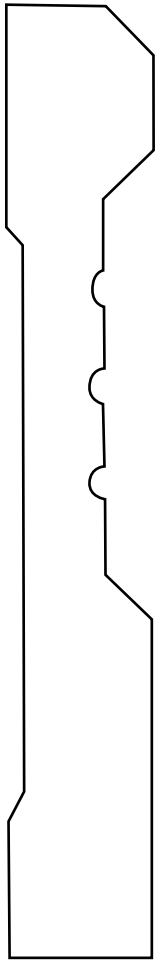


Illustrations may not be to scale.

CUSTOM




BASE




VVW2007
3/4" x 5"



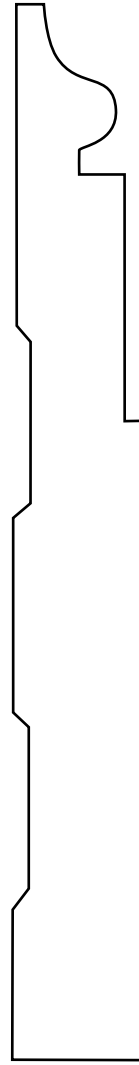
VVW2140
9/16" x 5 1/4"




VVW2008
5/8" x 5 1/4"



VVW2011
5/8" x 5 1/2"



VVW2022
11/16" x 5 1/2"



VVW2012
11/16" x 5 1/2"




Illustrations may not be to scale.

CUSTOM



BASE



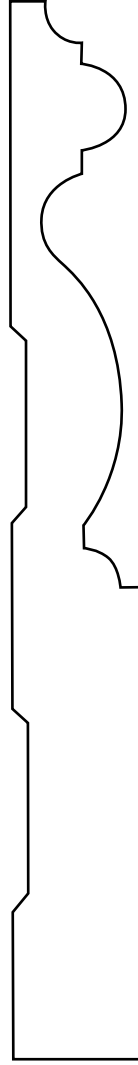
VVW2013
5/8" x 5 1/2"




VVW2150
1 1/16" x 5 1/2"



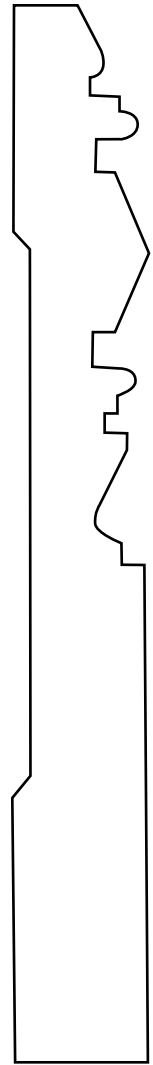
VVW2160
1 1/16" x 5 1/2"



VVW2026
1 1/16" x 5 1/2"



VVW2024
1 1/16" x 5 1/2"



VVW2009
1 1/16" x 5 1/2"

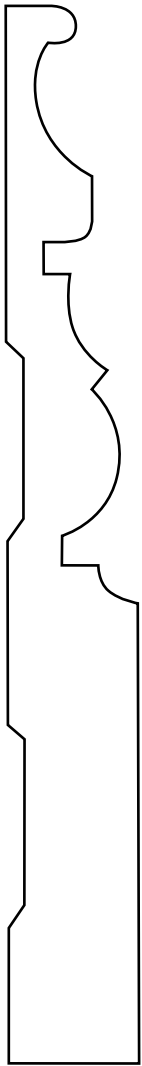


Illustrations may not be to scale.


CUSTOM



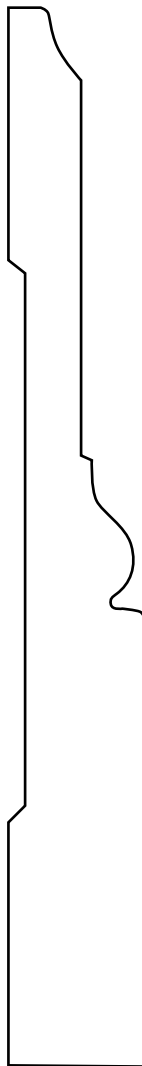
BASE



VVW2025
11/16" x 5 1/2"




VVW2170
9/16" x 5 1/2"



VVW2180
3/4" x 5 1/2"



VVW2190
11/16" x 5 3/4"



VVW2014
3/4" x 5 7/8"



VVW2200
11/16" x 6"



Illustrations may not be to scale.

CUSTOM



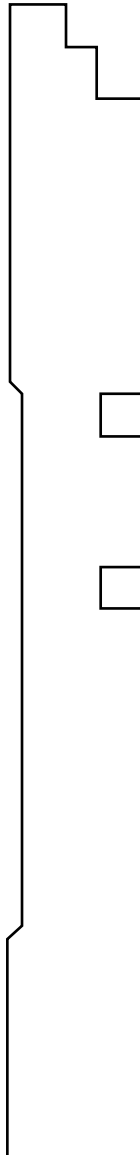
BASE



VVW2015
1 1/16" x 6"




VVW2210
1/2" x 6"



VVW2019
1 1/16" x 6"



VVW2016
1" x 6"



VVW2017
3/4" x 8"



Illustrations may not be to scale.



CASINGS are used to trim inside and outside door and window openings.



VVW3730 3/4" x 2 1/4"



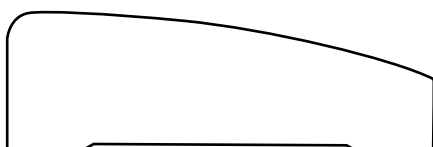
VVW3710 3/4" x 2 1/4"



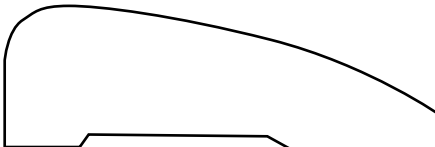
VVW3720 3/4" x 2 1/4"



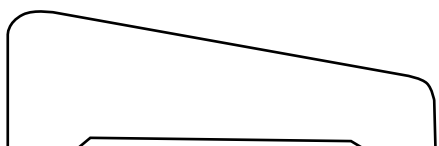
VVW3700 3/4" x 2 1/4"



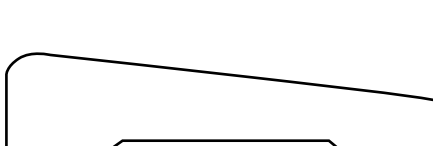
VVW3750 3/4" x 2 1/4"




VVW3000 3/4" x 2 1/4"



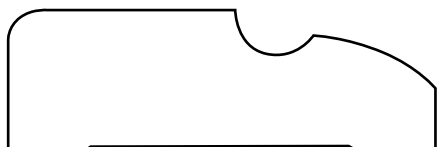
VVW3780 3/4" x 2 1/4"



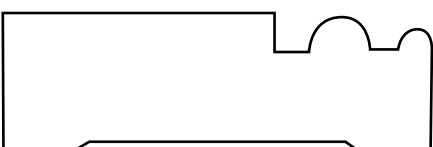
VVW3010 7/16" x 2 1/4"



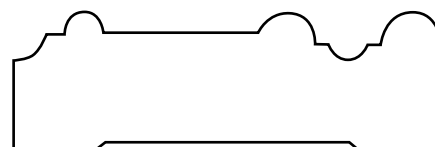
VVW3870 3/4" x 2 1/4"



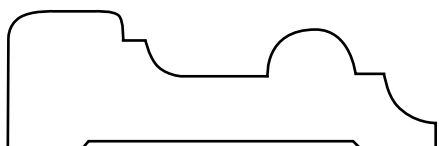
VVW3003 3/4" x 2 1/4"



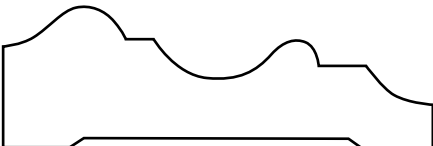
VVW3890 3/4" x 2 1/4"



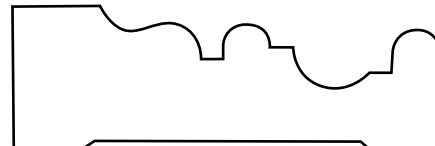
VVW3940 3/4" x 2 1/4"



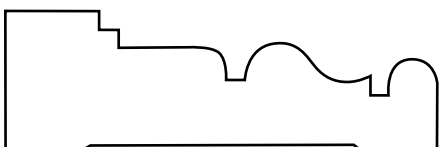
VVW3004 3/4" x 2 1/4"



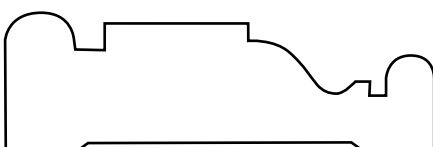
VVW3001 3/4" x 2 1/4"



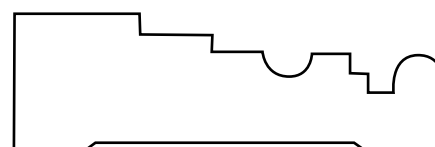
VVW3011 3/4" x 2 1/4"



VVW3008 3/4" x 2 1/4"



VVW3007 3/4" x 2 1/4"



VVW3009 3/4" x 2 1/4"

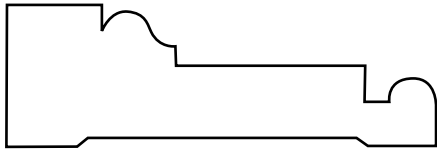


Illustrations may not be to scale.

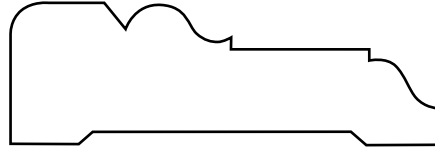
CUSTOM



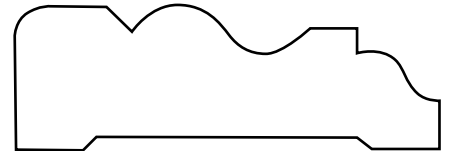
CASINGS



— VVW3006 3/4" x 2 1/4"




— VVW3990 3/4" x 2 1/4"



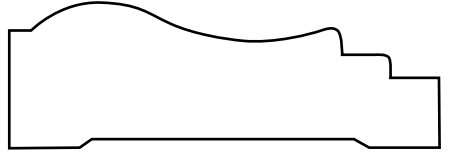
— VVW3970 3/4" x 2 1/4"



— VVW3030 3/4" x 2 1/4"



— VVW3960 3/4" x 2 1/4"




— VVW3005 3/4" x 2 1/4"




— VVW3900 3/4" x 2 1/4"



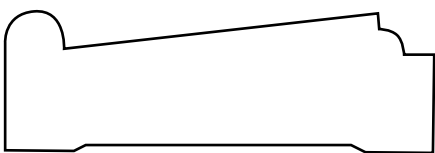
— VVW3910 3/4" x 2 1/4"



— VVW3002 3/4" x 2 1/4"




— VVW3920 3/4" x 2 1/4"



— VVW3740 3/4" x 2 1/4"



— VVW3930 3/4" x 2 1/4"



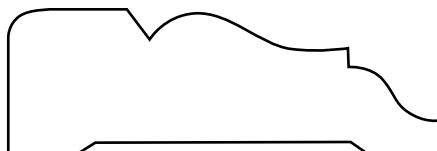
— VVW3860 3/4" x 2 1/4"




— VVW3850 3/4" x 2 1/4"




— VVW3880 3/4" x 2 1/4"



— VVW3980 3/4" x 2 1/4"



— VVW3840 3/4" x 2 1/4"



— VVW3770 3/4" x 2 1/4"



Illustrations may not be to scale.

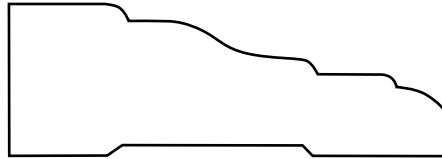
CUSTOM



CASINGS




— VVW3040 $\frac{3}{4}$ " x $2\frac{1}{4}$ "



— VVW3020 $\frac{3}{4}$ " x $2\frac{1}{4}$ "



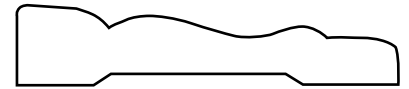
— VVW3050 $\frac{9}{16}$ " x $2\frac{1}{4}$ "



— VVW3060 $\frac{7}{16}$ " x $2\frac{1}{4}$ "



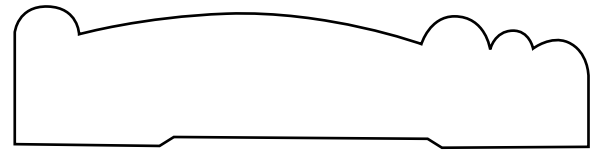
— VVW3070 $\frac{7}{16}$ " x $2\frac{1}{4}$ "



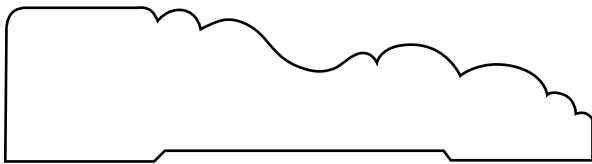
— VVW3080 $\frac{7}{16}$ " x 2"



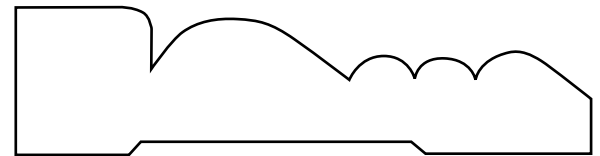
— VVW3090 $\frac{3}{8}$ " x $1\frac{3}{4}$ "



— VVW3032 $\frac{3}{4}$ " x 3"



— VVW3130 $\frac{3}{4}$ " x 3"



— VVW3140 $\frac{3}{4}$ " x 3"



— VVW3150 $\frac{3}{4}$ " x 3"



— VVW3021 $\frac{3}{4}$ " x 3"



— VVW3620 $\frac{3}{4}$ " x 3"



— VVW3410 $\frac{3}{4}$ " x 3"



Illustrations may not be to scale.


CUSTOM



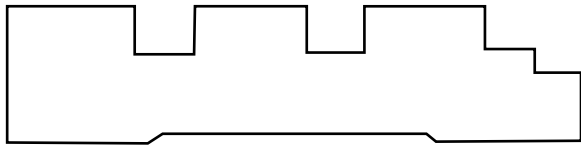
CASINGS




— VVW3400 3/4" x 3"



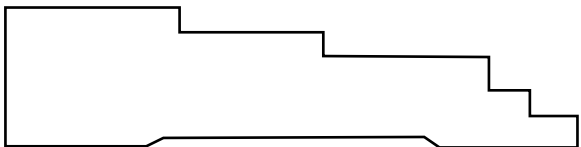
— VVW3500 13/16" x 3"




— VVW3014 3/4" x 3"



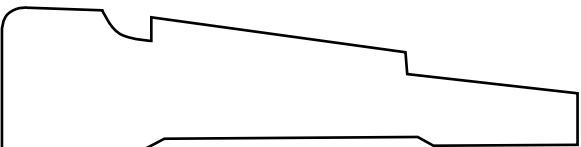
— VVW3670 3/4" x 3"



— VVW3690 3/4" x 3"



— VVW3600 3/4" x 3"



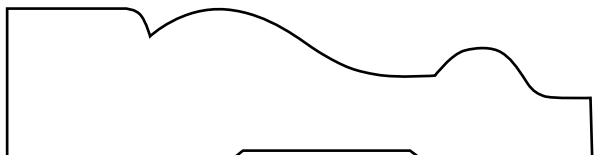
— VVW3017 3/4" x 3"




— VVW3019 3/4" x 3"



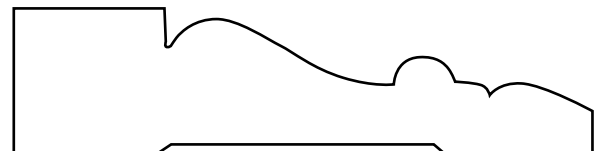
— VVW3015 3/4" x 3"



— VVW3160 3/4" x 3"



— VVW3360 3/4" x 3"



— VVW3370 3/4" x 3"

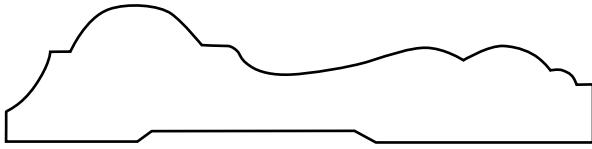


Illustrations may not be to scale.

CUSTOM



CASINGS



— VVW3170 $\frac{5}{8}$ " x 3"



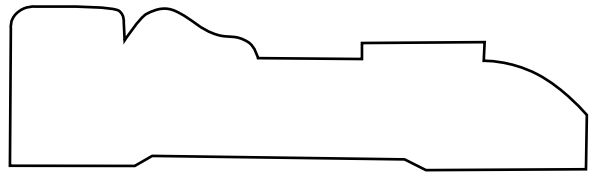
— VVW3180 $\frac{3}{4}$ " x $2\frac{3}{4}$ "



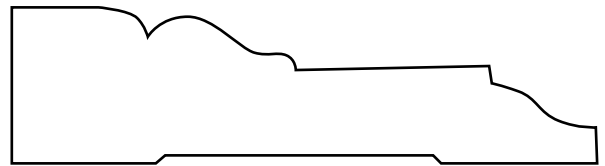
— VVW3013 $\frac{3}{4}$ " x 3"



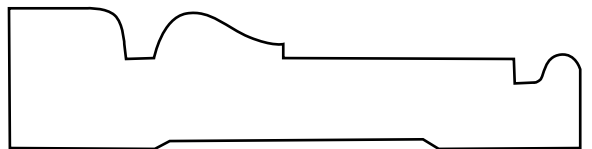
— VVW3540 $\frac{13}{16}$ " x 3"



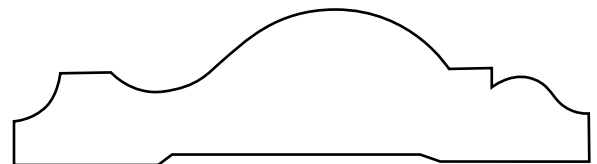
— VVW3510 $\frac{13}{16}$ " x 3"



— VVW3390 $\frac{13}{16}$ " x 3"



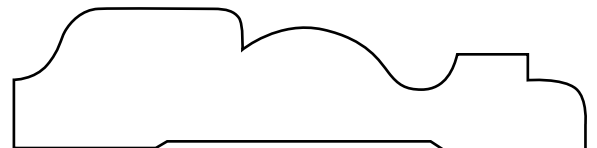
— VVW3016 $\frac{3}{4}$ " x 3"



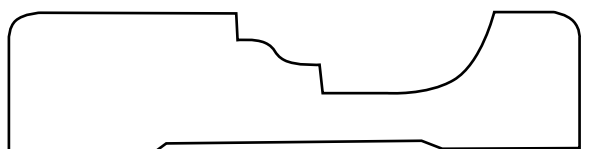
— VVW3012 $\frac{3}{4}$ " x 3"



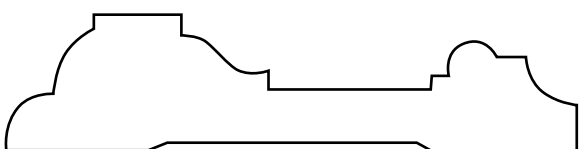
— VVW3190 $\frac{3}{4}$ " x $2\frac{1}{2}$ "



— VVW3680 $\frac{3}{4}$ " x 3"



— VVW3610 $\frac{3}{4}$ " x 3"



— VVW3630 $\frac{3}{4}$ " x 3"




Illustrations may not be to scale.

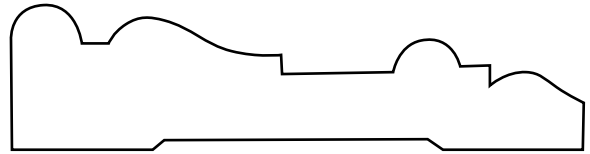
CUSTOM



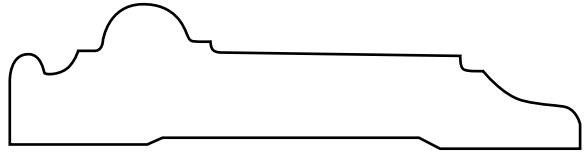
CASINGS



— VVW3018 3/4" x 3"



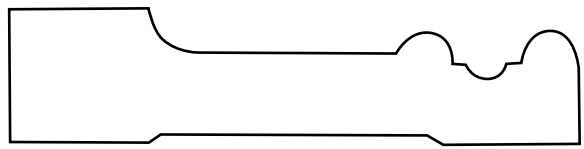
— VVW3440 3/4" x 2 3/4"



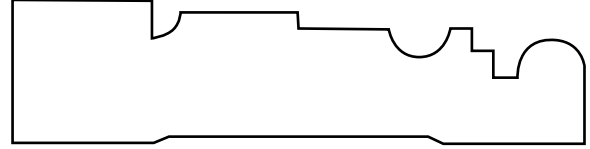
— VVW3027 3/4" x 3"



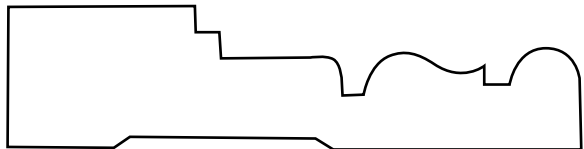
— VVW3650 3/4" x 3"



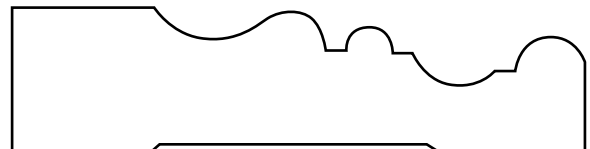
— VVW3660 3/4" x 3"



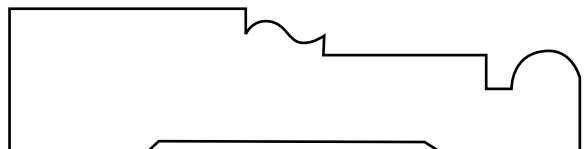
— VVW3029 3/4" x 3"



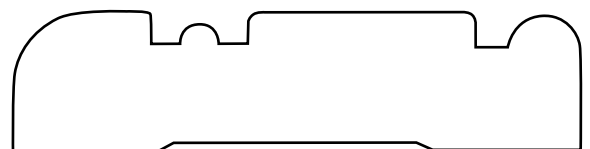
— VVW3024 3/4" x 3"



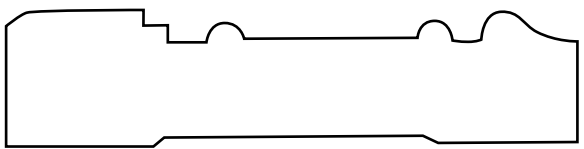
— VVW3031 3/4" x 3"




— VVW3025 3/4" x 3"



— VVW3580 3/4" x 3"



— VVW3570 3/4" x 3"



— VVW3590 3/4" x 3"




Illustrations may not be to scale.

CUSTOM



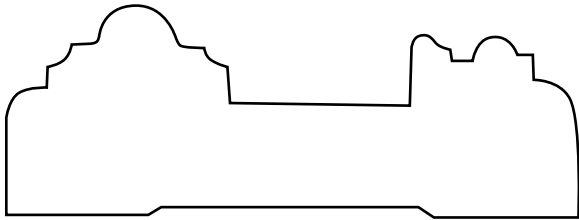
CASINGS



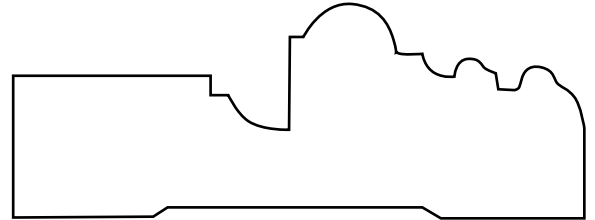
— VVW3026 $\frac{3}{4}$ " x 3"



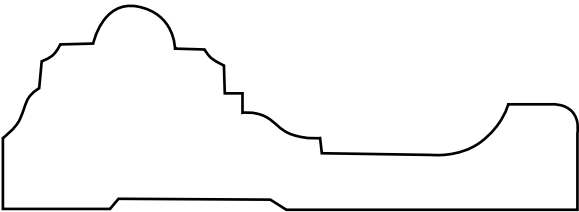
— VVW3550 $\frac{3}{4}$ " x 3"



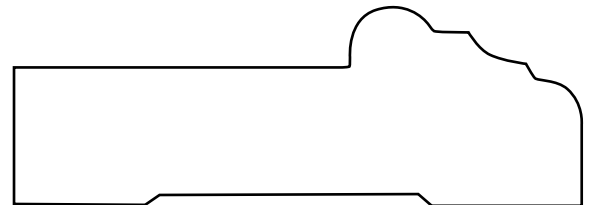
— VVW3028 $1\frac{1}{8}$ " x 3"




— VVW3023 $1\frac{1}{8}$ " x 3"




— VVW3022 $1\frac{1}{8}$ " x 3"



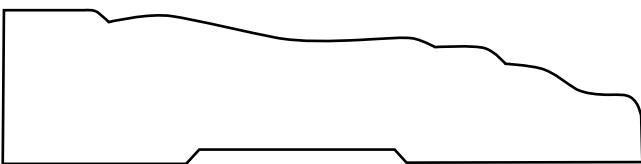
— VVW3560 $1\frac{1}{8}$ " x 3"



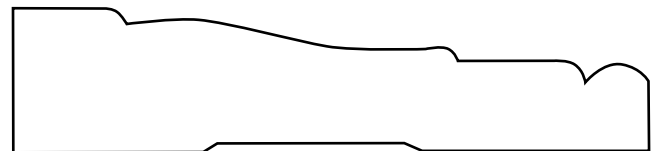
— VVW3200 $1\frac{3}{16}$ " x $3\frac{1}{2}$ "



— VVW3380 $\frac{3}{4}$ " x 3"



— VVW3230 $1\frac{3}{16}$ " x $3\frac{1}{4}$ "



— VVW3240 $1\frac{1}{16}$ " x $3\frac{1}{4}$ "

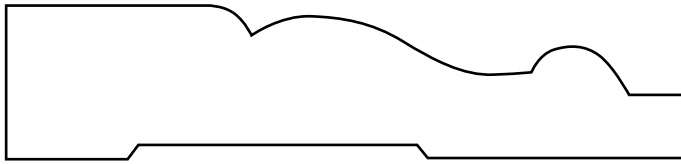


Illustrations may not be to scale.


CUSTOM



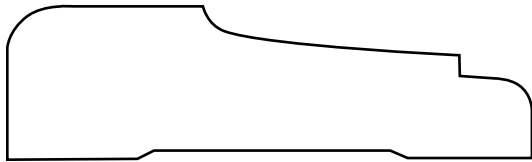
CASINGS



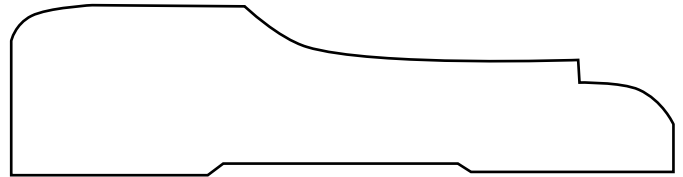
VVW3210 $\frac{3}{4}$ " x $3\frac{1}{2}$ "



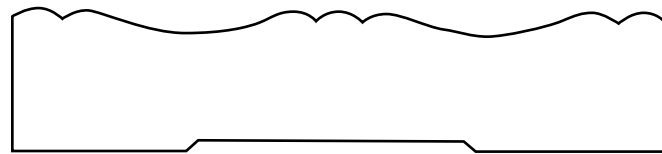
VVW3220 $\frac{3}{4}$ " x $3\frac{1}{2}$ "



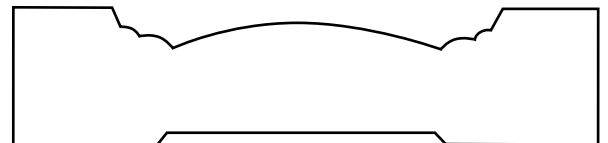
VVW3035 $\frac{13}{16}$ " x $2\frac{3}{4}$ "



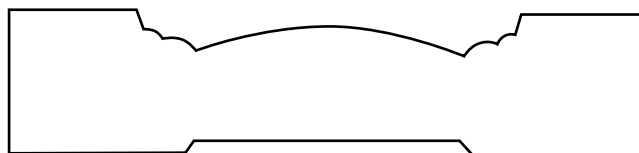
VVW3036 $\frac{7}{8}$ " x $3\frac{1}{2}$ "



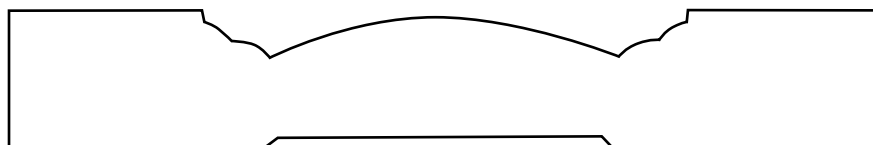
VVW3290 $\frac{11}{16}$ " x $3\frac{3}{8}$ "



VVW3310 $\frac{5}{8}$ " x 3"



VVW3300 $\frac{11}{16}$ " x $3\frac{1}{4}$ "



VVW3280 $\frac{5}{8}$ " x $4\frac{1}{2}$ "

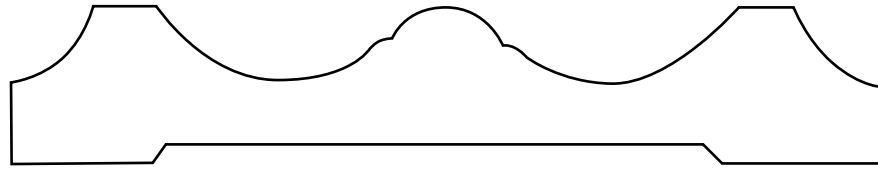


Illustrations may not be to scale.


CUSTOM




CASINGS



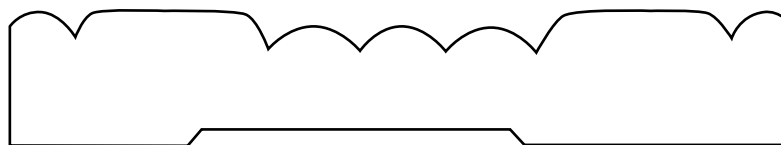
VVW3330 $\frac{3}{4}$ " x $4\frac{1}{2}$ "



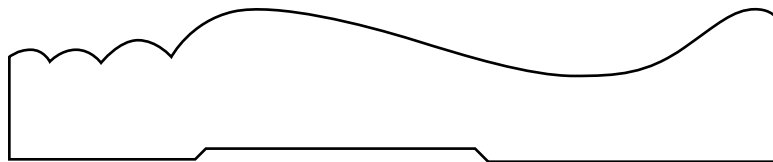
VVW3320 $\frac{3}{4}$ " x $4\frac{1}{2}$ "



VVW3033 $\frac{3}{4}$ " x 4"



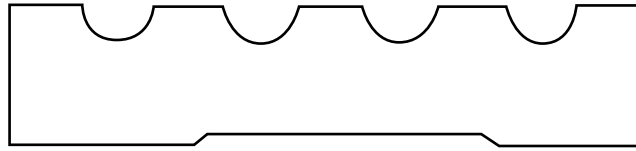
VVW3340 $\frac{5}{8}$ " x 4"



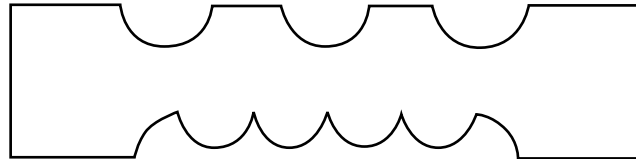
VVW3350 $1\frac{1}{16}$ " x 4"



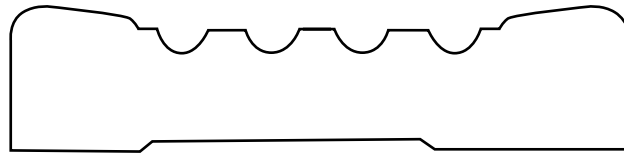
Illustrations may not be to scale.



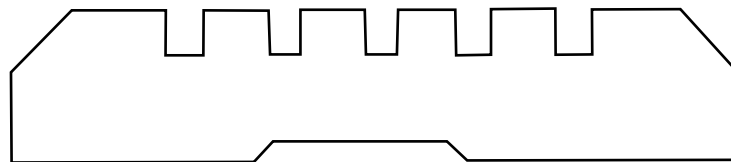
— VW3260 $1\frac{1}{16}'' \times 3\frac{1}{4}''$



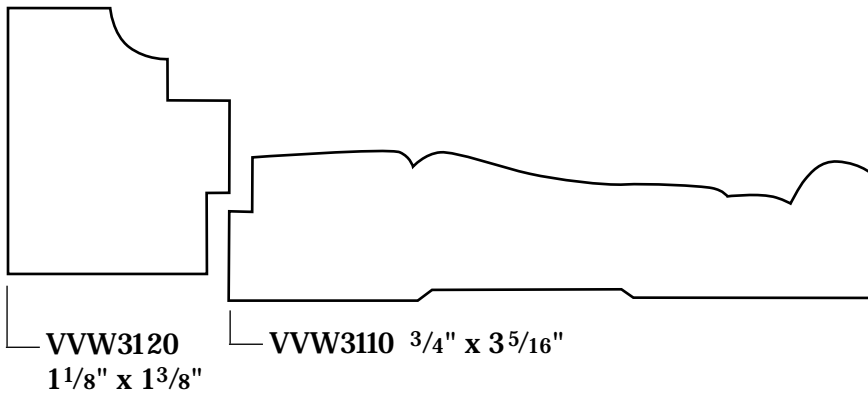
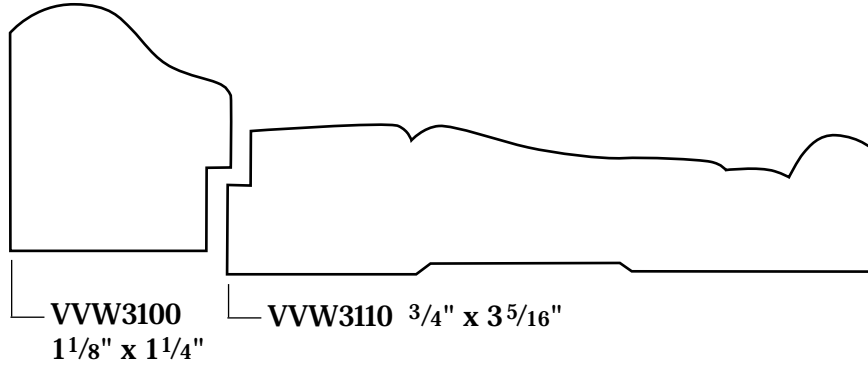
— VW3270 $\frac{3}{4}'' \times 3\frac{1}{4}''$



— VW3034 $\frac{3}{4}'' \times 3\frac{3}{16}''$



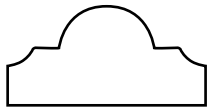
— VW3250 $\frac{3}{4}'' \times 3\frac{3}{4}''$





Beauty Moulds/Panel Moulds

Originally used to trim out raised panel wall construction. Now often used to frame attractive wallcoverings for a paneled effect.



VVW4400
1/2" x 1"



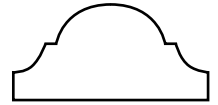
VVW4390
7/16" x 3/4"



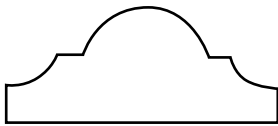
VVW4008
5/8" x 5/16"



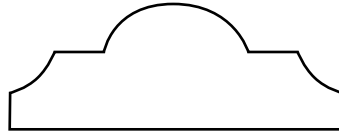
VVW4000
3/8" x 13/16"



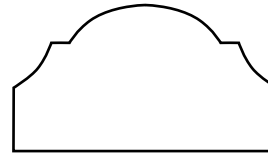
VVW4010
1/2" x 1"



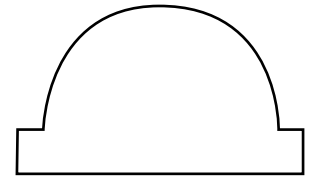
VVW4020
9/16" x 1 3/8"



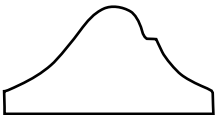
VVW4011 5/8" x 1 3/4"



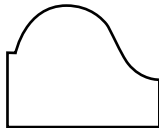
VVW4550
5/8" x 1 3/8"



VVW4003
7/8" x 1 1/2"



VVW4410 1 1/8"
Decca, Style B



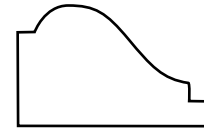
VVW4040
5/8" x 3/4"



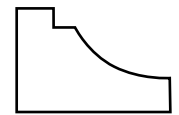
VVW4120
7/16" x 3/4"



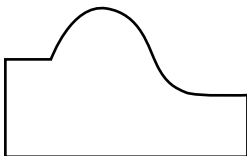
VVW4490
3/8" x 3/4"



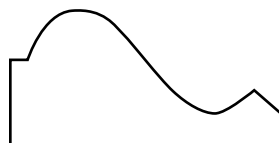
VVW4050
5/8" x 1"



VVW4030
1/2" x 3/4"



VVW4070
3/4" x 1 1/4"



VVW4140
1 1/16" x 1 3/8"



VVW4060
9/16" x 1 3/8"



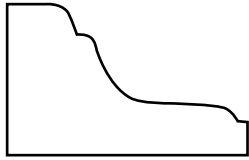
VVW4430 1 5/8"
Plant Mould



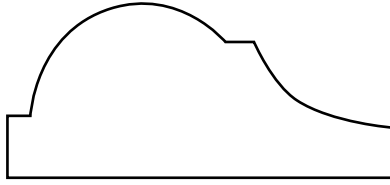
Illustrations may not be to scale.



Beauty Moulds/Panel Moulds



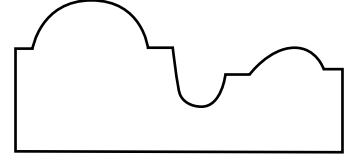
VVW4380
3/4" x 1 1/4"



VVW4160 7/8" x 2"



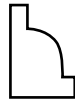
VVW4130
3/4" x 1 1/8"



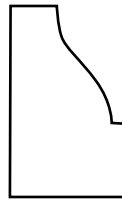
VVW4150 3/4" x 1 5/8"



VVW4080
5/8" x 3/4"



VVW4009
3/8" x 1/2"



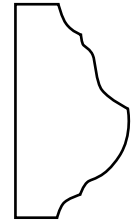
VVW4005
5/8" x 1"



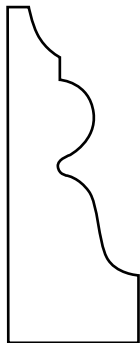
VVW4004
1/2" x 1 1/8"



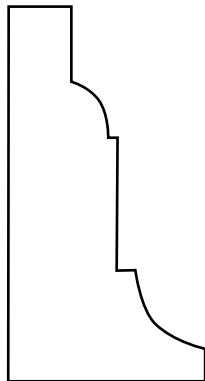
VVW4007
9/16" x 1 1/8"



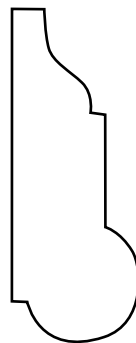
VVW4006
5/8" x 1 1/8"



VVW4001
5/8" x 1 3/4"



VVW4012
1 1/8" x 2"



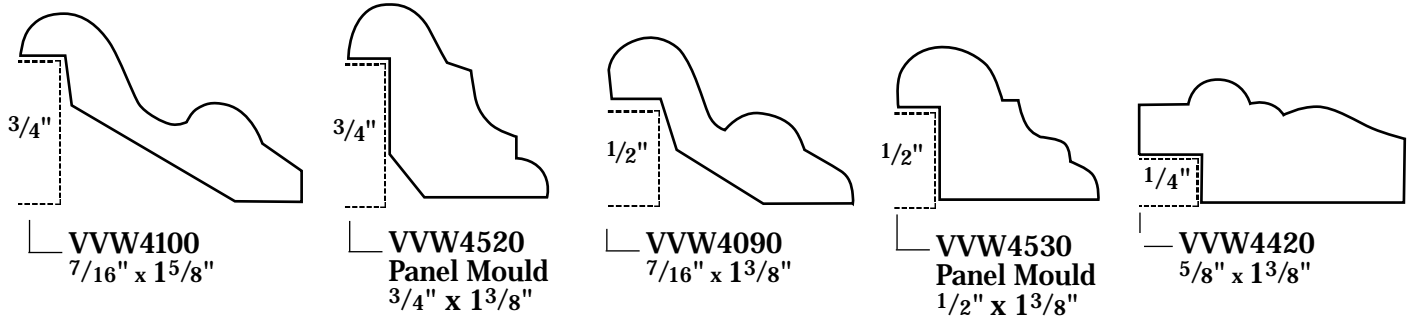
VVW4002
5/8" x 1 3/4"



Illustrations may not be to scale.

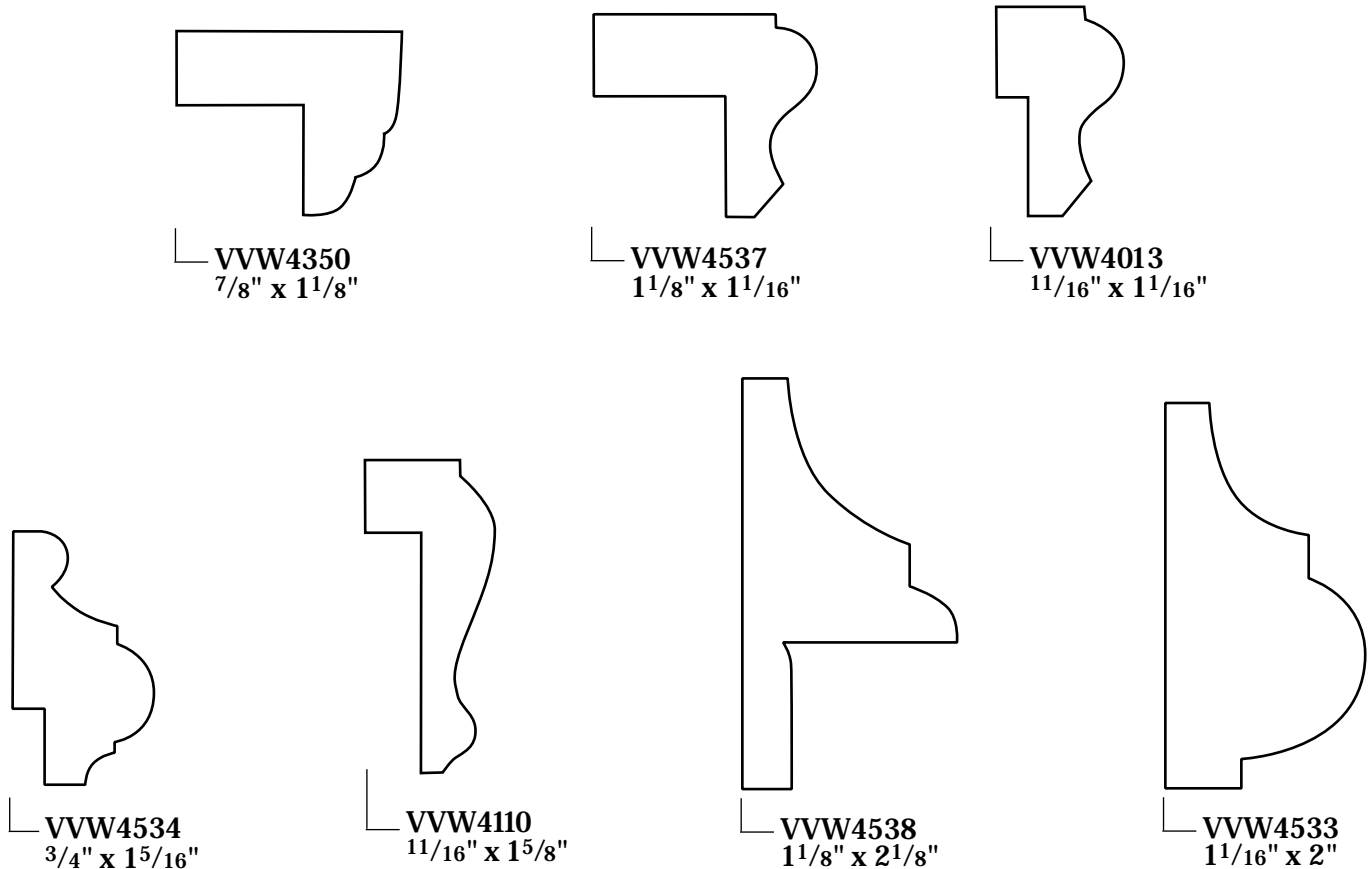
Library Panel Mouldings

Trims out the upper edge or top of a wainscot. Covers plywood's rough sandwich edge in installations where it's exposed to view.



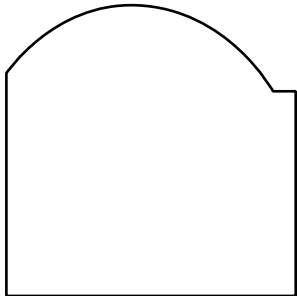
Panel Caps

A rabbeted moulding used to surround the outside edge of casing. Also used to cover/decorate top edge of stair skirts.

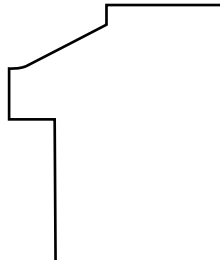





Panel Caps



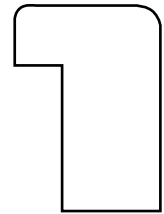
VVW4536
1 1/2" x 1 1/2"



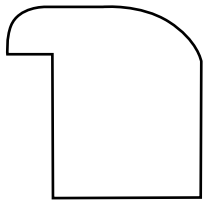
VVW4370
1 1/16" x 1 1/4"



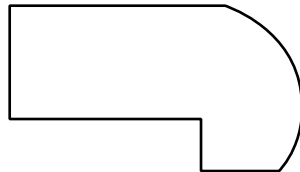
VVW4360
1" x 1"



VVW4330
1 1/16" x 1 1/16"




VVW4340
1" x 1"



VVW4535
7/8" x 1 1/2"



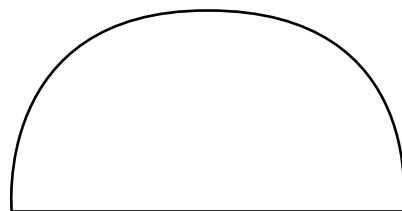
VVW4531
3/4" x 1 5/8"



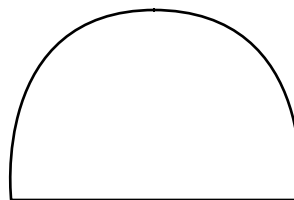
VVW4532
3/4" x 1 3/4"

Half Rounds

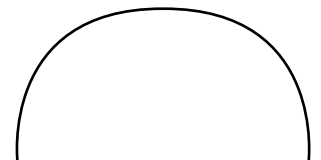
May be used as a screen moulding, bead shelf edge or panel moulding.



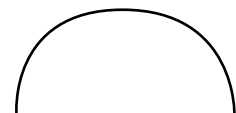
VVW5003 1" x 2"



VVW5002
1" x 1 1/2"



VVW5049
3/4" x 1 1/2"



VVW5048
1/2" x 1 1/16"



VVW5015
5/8" x 5/16"



Illustrations may not be to scale.



Stops


In door trim, stop is nailed to the faces of the door frame to prevent the door from swinging through. As window trim, stop holds the bottom sash of a double-hung window in place. Also used as an apron under window stools.



— **VVW5005**
3/8" x 1 1/16"




— **VVW5006**
7/16" x 1 3/8"



— **VVW5050**
3/8" x 1 3/8"



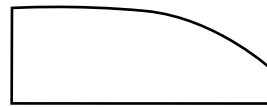
— **VVW5007**
7/16" x 1 3/8"



— **VVW5017**
3/8" x 1 1/2"



— **VVW5022**
3/8" x 1 3/8"



— **VVW5016**
1/2" x 1 3/8"




— **VVW5013**
1/2" x 1 1/2"

Batten


A symmetrical pattern used to conceal the line where two parallel boards or panels meet.



— **VVW5023** 5/8" x 2"



— **VVW5021** 1/2" x 3 1/2"



— **VVW5024** 1/2" x 2 1/4"

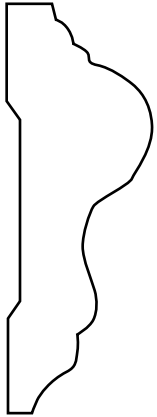


— **VVW5025** 3/4" x 3 1/2"



Chair Rail

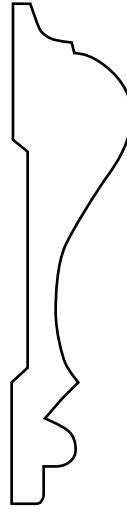
Applied about one third up from the floor, paralleling base moulding and encircling the room. Originally used to prevent chairs from marring walls. A key decorative detail in traditional and colonial design.



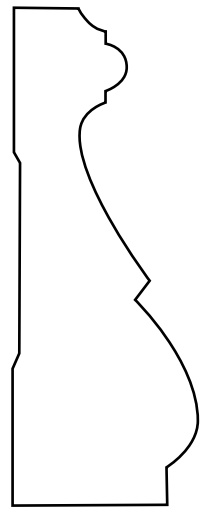
VVW5004
3/4" x 2 1/8"



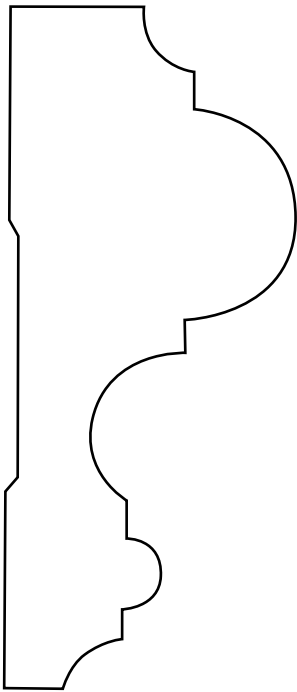
VVW5001
1 1/16" x 2 5/8"



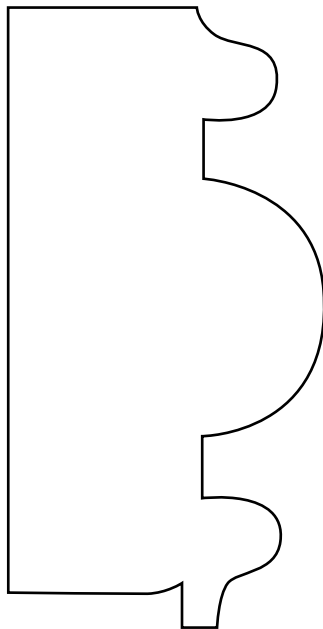
VVW5000
5/8" x 2 5/8"



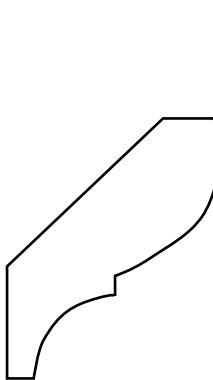
VVW5018
1" x 2 5/8"



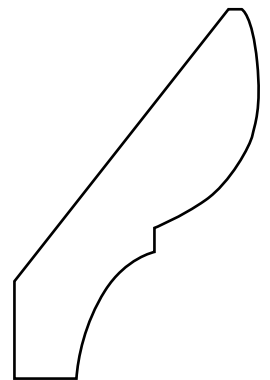
VVW5027
1 1/2" x 3 5/8"



VVW5012
Chair Rail Panel Cap
1 5/8" x 3 1/4"



VVW5047 1 3/4"

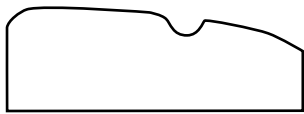


VVW5026 2 1/4"

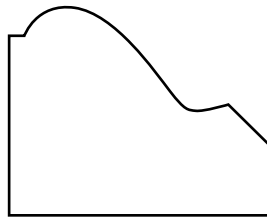
Bed Mould

Used where walls and ceiling meet.

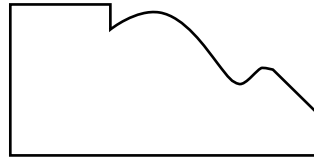
Miscellaneous



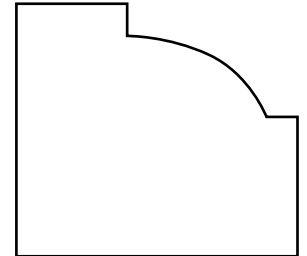
VVW5035 $1\frac{1}{2}" \times 1\frac{1}{2}"$



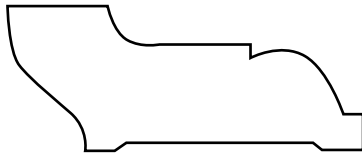
VVW5036
 $1" \times 1\frac{5}{16}"$



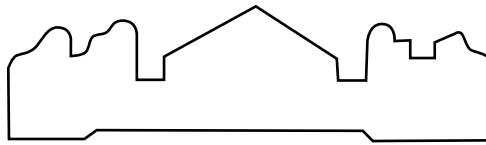
VVW5037 $\frac{3}{4}" \times 1\frac{5}{8}"$



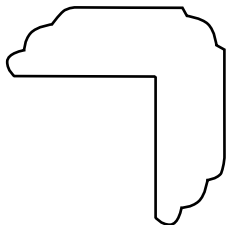
VVW5038
Inside Mould
 $1\frac{7}{16}" \times 1\frac{1}{4}"$



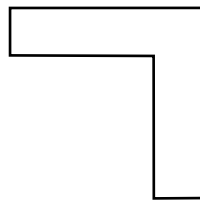
VVW5039 $\frac{3}{4}" \times 1\frac{3}{4}"$



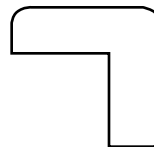
VVW5010
 $\frac{5}{8}" \times 2\frac{9}{16}"$



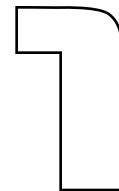
VVW5040
Corner Bead
 $1\frac{1}{16}"$



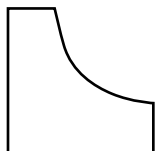
VVW5019
Corner Bead
1"



VVW5041
Corner Bead
 $\frac{3}{4}"$



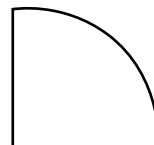
VVW5044
Saddle Mould
 $\frac{3}{4}" \times 1"$



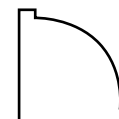
VVW5043
Base Shoe/Cove
 $\frac{3}{4}" \times \frac{3}{4}"$



VVW5045
Base Shoe
 $1\frac{1}{2}" \times 1\frac{11}{16}"$




VVW5014
Quarter Round
 $\frac{3}{4}" \times \frac{3}{4}"$



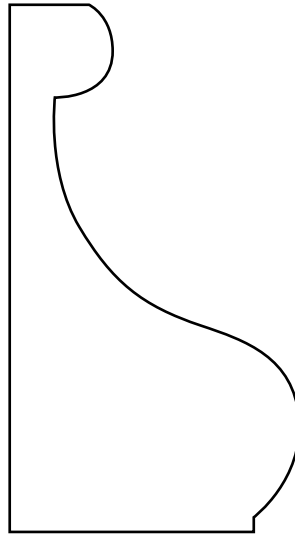
VVW5042
Inside Corner
 $\frac{9}{16}"$



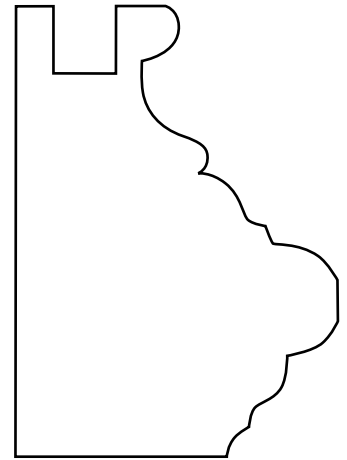
Miscellaneous



VW5029
1 1/4" x 5 3/8"



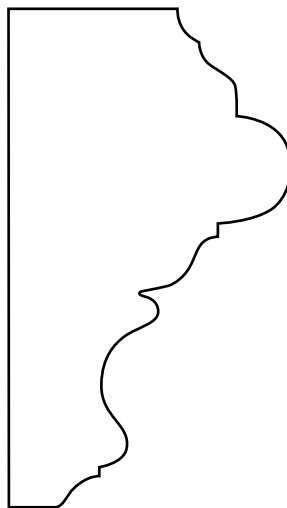
VW5009
Column Base Mould
1 1/2" x 2 3/4"



VW5011
1 5/8" x 2 3/8"



VW5046 Nosing 3/8" x 2 1/2"




VW5028
1 1/2" x 2 5/8"



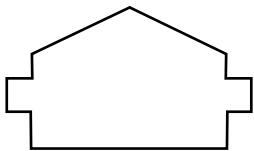
Illustrations may not be to scale.



Inlay



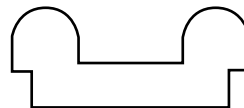
VVW5030 $\frac{3}{4}" \times 3\frac{1}{4}"$



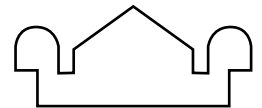
VVW5031
 $\frac{3}{4}" \times 1\frac{1}{4}"$



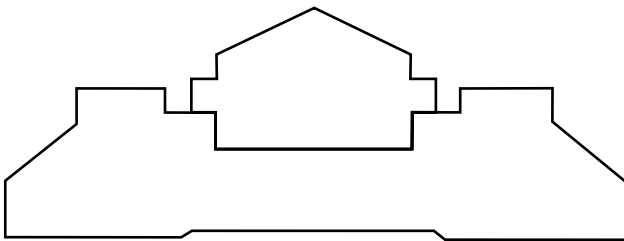
VVW5032
 $\frac{1}{2}" \times 1\frac{1}{4}"$



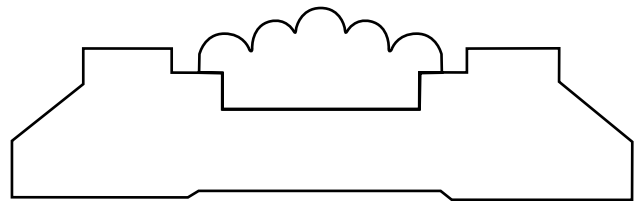
VVW5033
 $\frac{1}{2}" \times 1\frac{1}{4}"$



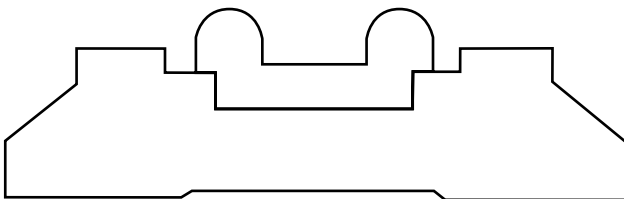
VVW5034
 $\frac{1}{2}" \times 1\frac{1}{4}"$



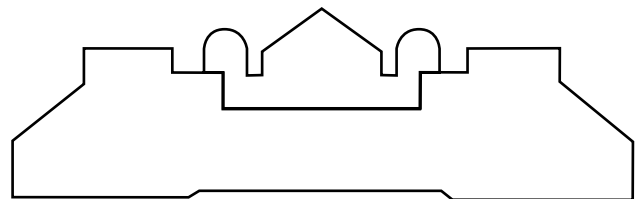
VVW5030 with VVW5031



VVW5030 with VVW5032



VVW5030 with VVW5033

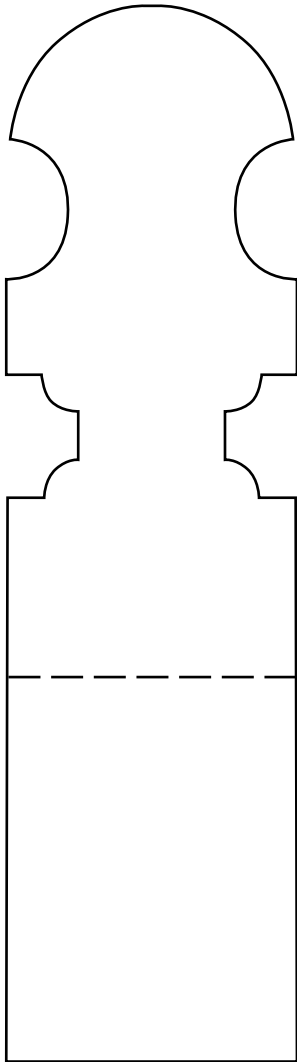


VVW5030 with VVW5034







Hand Rail



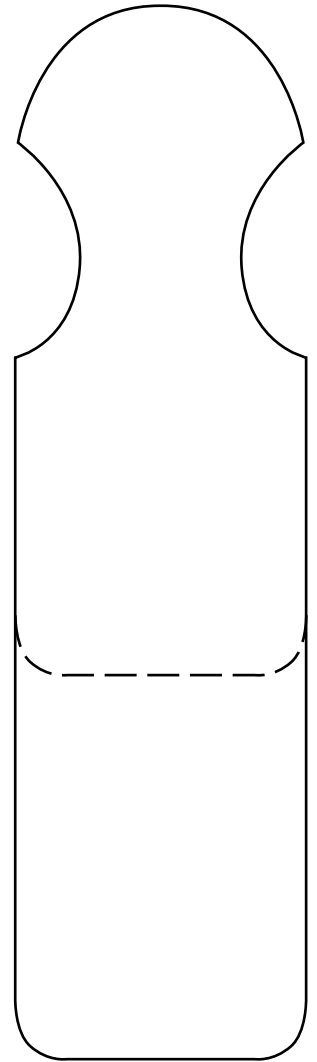
VVW6001
1 1/2" x 5 1/2" or
1 1/2" x 3 1/2"



VVW6002
1 1/2" x 5 1/2" or
1 1/2" x 3 1/2"



VVW6003
1 1/2" x 5 1/2" or
1 1/2" x 3 1/2"




VVW6004
1 1/2" x 5 1/2" or
1 1/2" x 3 1/2"







Hand Rail



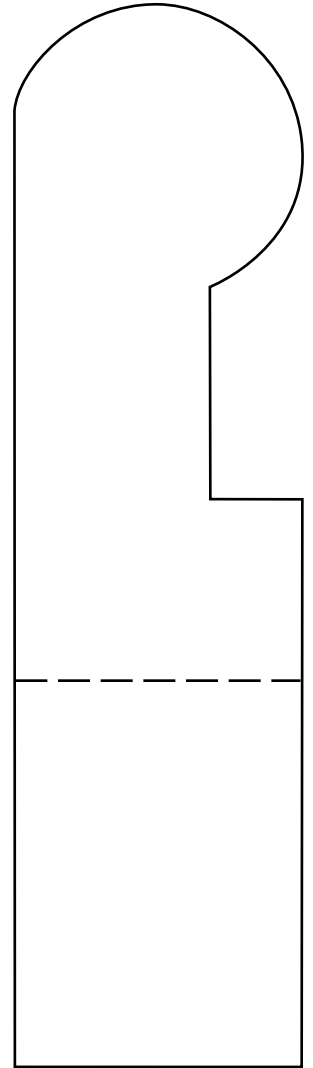
VVW6005
1 1/2" x 5 1/2" or
1 1/2" x 3 1/2"



VVW6006
1 1/2" x 5 1/2" or
1 1/2" x 3 1/2"



VVW6007
1 1/2" x 5 1/2" or
1 1/2" x 3 1/2"

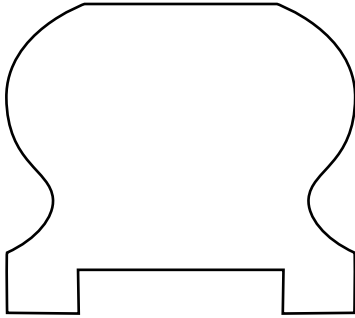


VVW6008
1 1/2" x 5 1/2" or
1 1/2" x 3 1/2"

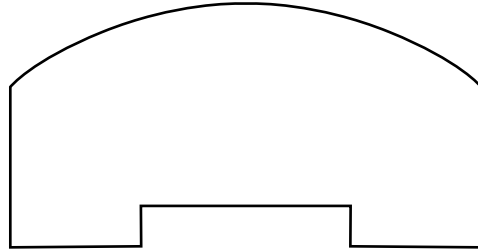




Hand Rail

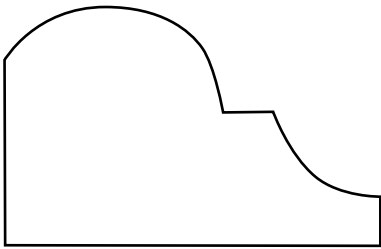


— VVW6009 $1\frac{13}{16}" \times 1\frac{5}{8}"$



— VVW6010 $2\frac{1}{2}" \times 1\frac{1}{4}"$

Nosing/Cove

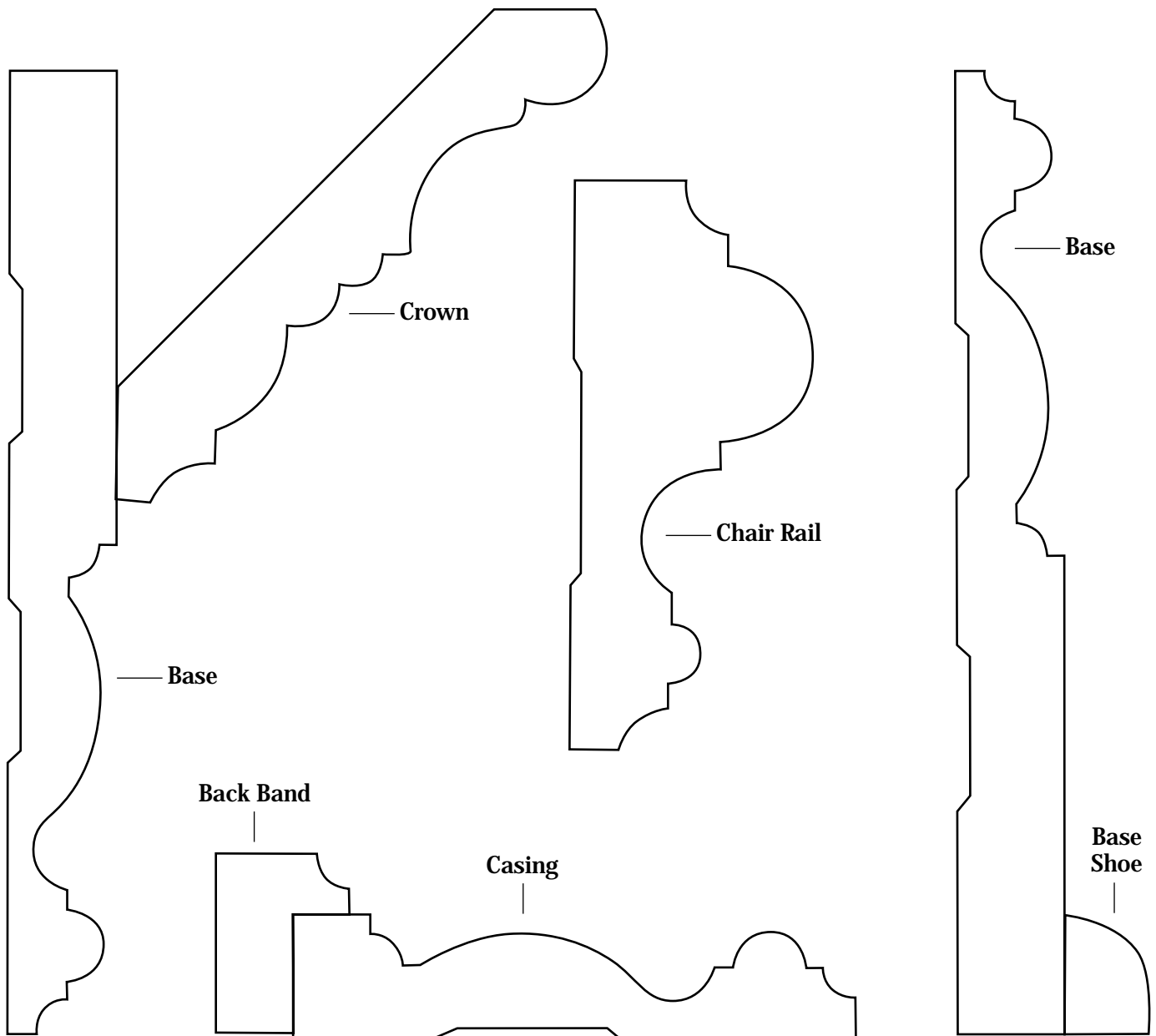


— VVW6000 $1\frac{3}{16}" \times 1\frac{7}{8}"$



DESIGN & DECORATE WITH WOOD MOULDINGS

The architectural appearance of most rooms can be greatly enhanced with the addition of versatile wood mouldings. There are times however, when standard moulding profiles are inadequate because they are not ornate enough or large enough to accomplish the desired look. You can create the look you want with “built-up” mouldings – that is, by combining one moulding profile with one or more other profiles you create the traditional look you desire. “Built-up” mouldings can be used for accenting ceilings, fireplaces, doors and windows.



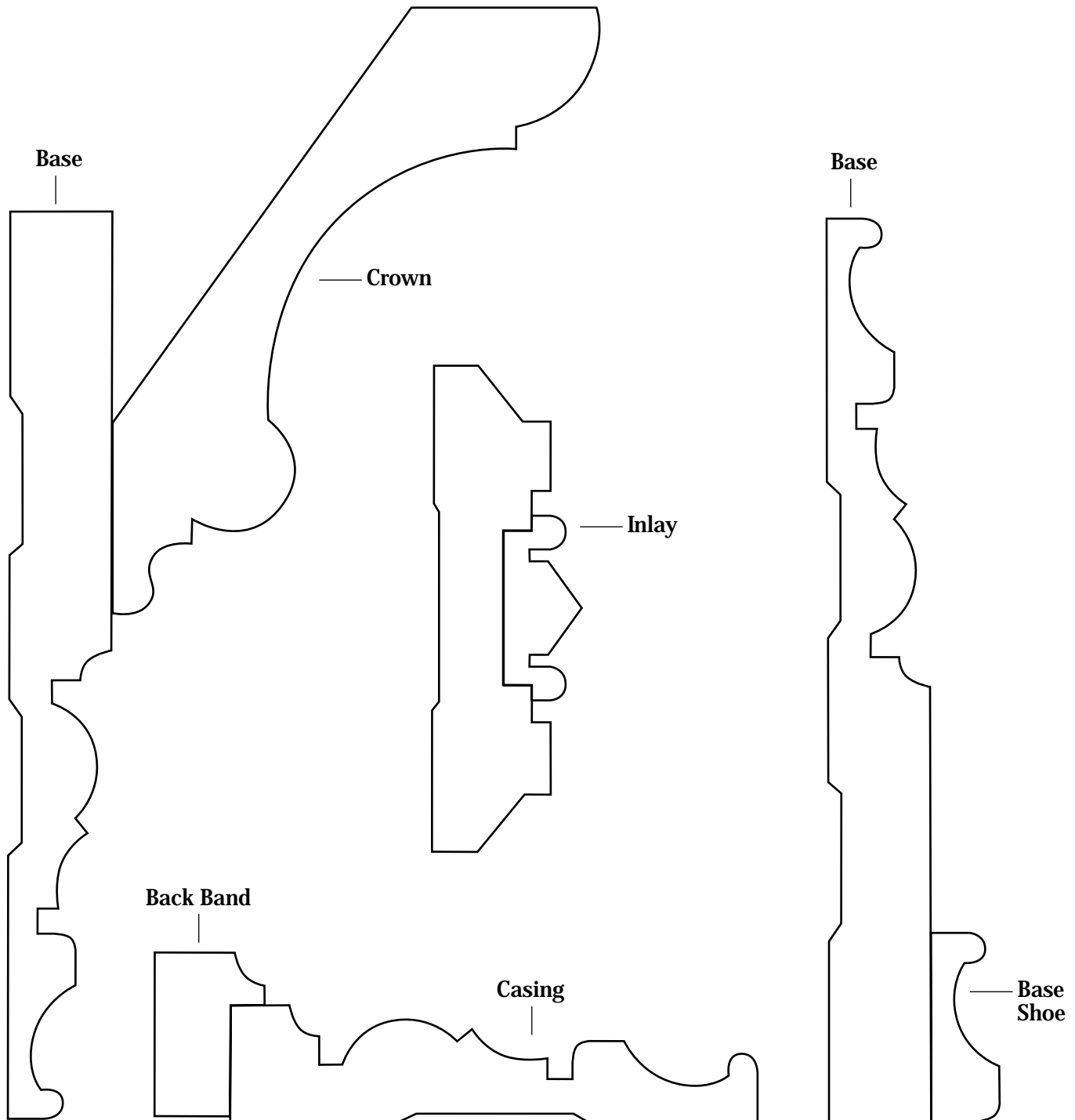
Illustrations may not be to scale.

CUSTOM

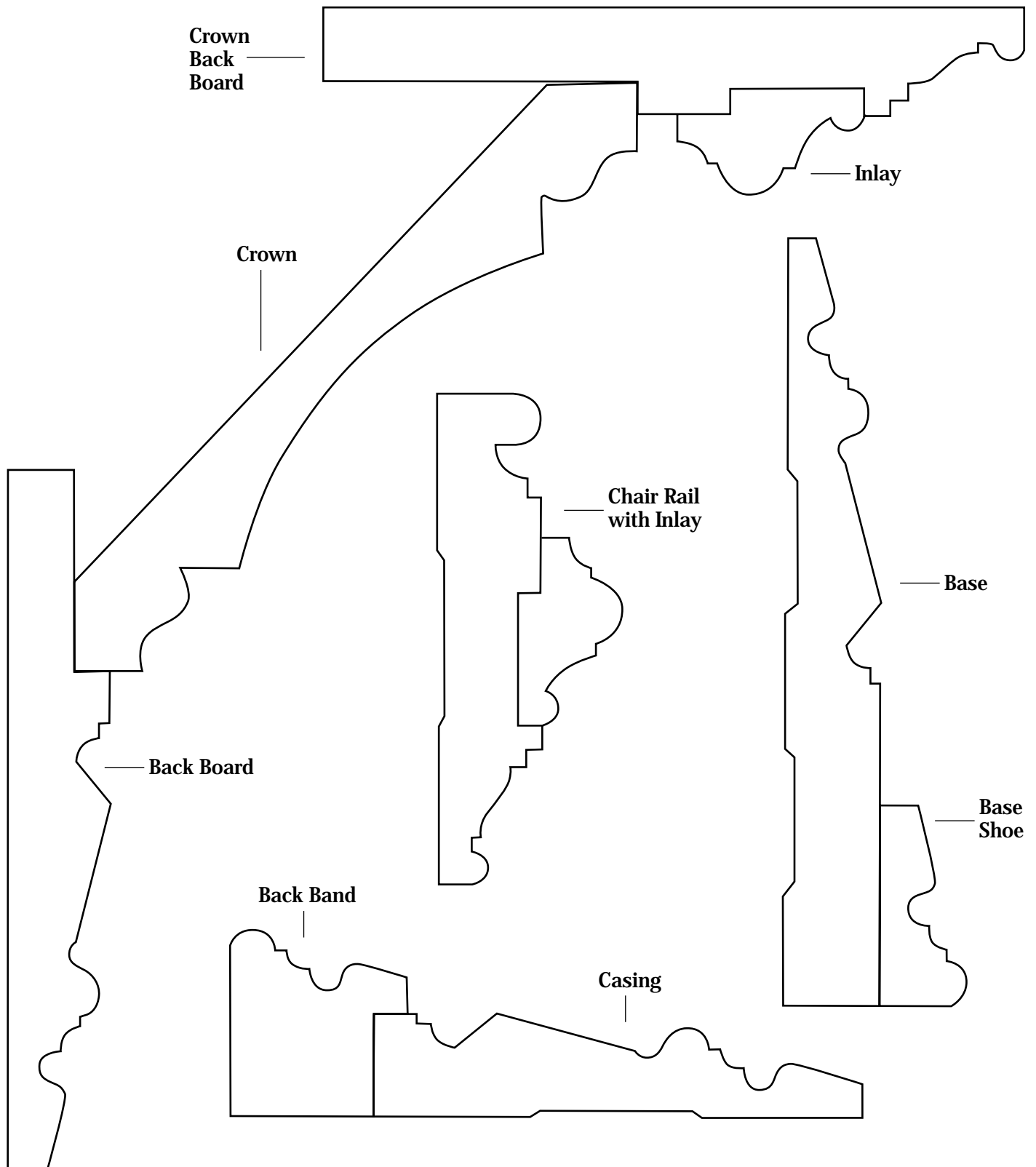


COMBINATIONS

- Add rich elegance to **ceilings** 10 foot or higher.
- **Chair Rails** protect while adding interest to the wall.
- Frame and highlight **fireplaces** and **mantles**.
- Create classic beauty around **doors**, **windows** and **base**.



Illustrations may not be to scale.





BEHAVIOR OF WOOD PRODUCTS

Most complaints concerning hardwood products are related to changes in the moisture content of wood products. When moisture changes are severe, the result can be cracks, movement, cupping and/or buckling of the products. A combination of these results may be present.

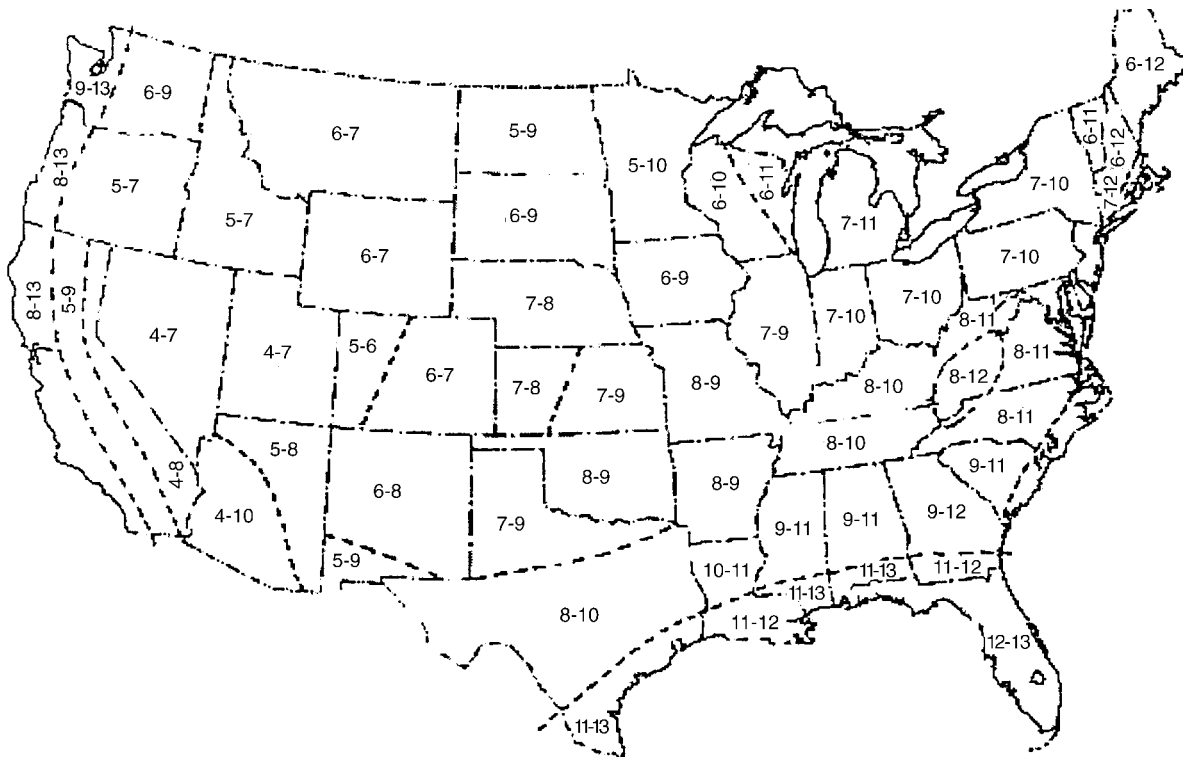
The following moisture content map shows the average moisture contents in winter and summer by geographic areas. If wood products are installed in buildings along the Gulf Coast it can be expected to eventually acclimate between 11% and 13% moisture content. Wood products installed in the Western Rockies can be expected to eventually acclimate between 4% and 8% content. These moisture contents are based on the average seasonal conditions. Excessively dry or wet conditions can further influence the changing moisture content of wood products.

Interior environmental controls, which continually provide stable temperature and relative humidity, will also affect the

final moisture content. Other influencing factors can be excessively wet or excessively dry materials and/or areas during distribution and at the job site. Our wood products are manufactured at 6-9% moisture content. If the job site conditions change this range, or the geographic area is expected to change this range, it is the responsibility of those who handle and use the product to provide for and be informed of the eventual changes, which can be expected. Generally, wood products are expected to shrink in dry climates and expand in the wetter climates.

Wood in service is usually exposed to both long-term (seasonal) and short-term (such as daily) changes in the relative humidity and temperature of the surrounding air. Thus, wood virtually always is

Continued on next page





Continued from previous page

undergoing at least slight changes in moisture content. These changes are gradual, and short-term fluctuations tend to influence only the wood surface. Moisture content changes may be retarded, but not prevented, by protective coatings, such as varnish, lacquer, or paint. The practical objective of all wood seasoning, handling and storing methods should be to minimize moisture content changes in wood in service. Favored procedures are those that bring the wood to a moisture content corresponding to the average atmospheric conditions to which it will be exposed.

AFFECTS OF RELATIVE HUMIDITY

The most important factor in the preservation of wood products is the maintenance of proper environmental conditions. Many environmental factors such as temperature, relative humidity (RH), and light affect the permanence of wood.

Several considerations are involved in specifying RH for climate control. The first is the RH set point, the value that you are trying to maintain. The second is the allowable fluctuation, the short-term variation that will be allowed. Third is the seasonal drift that will be allowed, the amount by which the set point is allowed to vary over the year.

It has been known for a very long time that the extremes of RH cause damage. High RH results in swelling of wood products due to the absorption of moisture, while excursions to low RH can cause shrinkage due to the loss of moisture. Changes in

WOOD	Is a hygroscopic material. When exposed to air it will dry or pick up moisture until it is in equilibrium with the humidity and temperature of the air.
MOISTURE	Absorption causes wood to swell.
MOISTURE	Loss causes wood to shrink.
SHRINKAGE	Begins at 25-30% moisture content, the fiber saturation point. Shrinkage continues to 0% moisture content, an oven dry state.
SWELLING	Occurs as wood gains moisture. Swelling occurs from 0% to 25-30% moisture content, the fiber saturation point.
WOOD	Does <i>not</i> shrink or swell equally in all directions.

RH were blamed for such environmentally induced damage as flaking paint, cracked wood, and glue failure. Reports of such damage increased as central heating became more widespread. Simple experiments in which some types of damage were duplicated by subjecting materials to large swings in RH showed that it was not

just specific values of RH but changes in RH that could cause damage.

Anecdotal evidence indicated that damage could be prevented or minimized by maintaining a constant, moderate RH. The most famous example is that of the collections of the National Gallery, London. During World War II, the Gallery's collections were moved for safekeeping to mines in Wales. The climate in the caves was constant, although at too high an RH. The RH was adjusted by slightly heating the air to maintain between 55 and 60% RH, which earlier experiments had shown was the effective average in the then un-air conditioned Gallery. Within a matter of months, cracking, flaking and other such problems that had occurred in the Gallery essentially disappeared. The problems returned when the collections were returned to the Gallery after the war. This experience was a prime justification for installing climate control soon after.

Obviously, much of the benefit of maintaining a constant, moderate RH derives from the avoidance of damaging extremes of RH. Most older buildings, and surprisingly many new ones, are not capable of maintaining 50% or higher RH during very cold

Continued on next page





Continued from previous page

weather without condensation occurring in the building fabric.

Many materials such as wood, glue, and paint absorb and desorb water and consequently change

dimension as the relative humidity changes. If a material is unrestrained, this absorption and desorption is reversible within a reasonable range of relative humidity, and a material simply expands and contracts with changes in relative humidity. It is only when a material is restrained, either internally or externally, that this tendency to change dimension can cause stresses and resulting damage. If we lower the relative humidity, wood will try to shrink. If it is held by nails, etc. and prevented from shrinking, stresses develop. If these stresses are large enough, they result in permanent deformation or breakage.

Rapid RH change can also cause internal stresses in massive wood with no coating. These stresses can be large enough to destroy the internal structure of the wood. A sudden increase in RH will cause the surface layer of wood to try to expand. But it is restrained by the still dry inner core of the wood. This invisible stress will cause irreversible collapse of the cellular structure of the wood at the surface. When the wood eventually reaches equilibrium, the outer layer will be shorter, and in tension. This causes a

Large Changes in Relative Humidity Will Cause Damage

bend in the wood product, even though the water content is now uniform throughout the thickness.

Large changes in the moisture content of the wood cause

shrinking or swelling stresses that may seriously weaken both the wood and any joints and cause warping, twisting, and other undesirable effects.

Moisture conditions are particularly important, not only because of the effect of moisture in the glue itself, but because changes in moisture content affect the internal stresses developed on the glue joint.

Available evidence indicates that joints well designed and well made with any of the commonly used woodworking glues will retain their strength indefinitely, if the moisture content of the wood does not exceed approximately 15% and the temperature remains within the range of human comfort. Authorities seem to agree that from 40-50% relative humidity, with a temperature of 68°F to 70°F, is most desirable. Humidifying or dehumidifying equipment is required.

Glues have shown evidence of deterioration when exposed intermittently or continuously to temperatures much above 100°F.



CROWNS



INDEX

VVW #	SIZE	PAGE	INSTOCK AT MILLARD LUMBER MAPLE	OAK	POPLAR
1001	4 1/4"	A5			
1003	5 3/4"	A5			
1004	2"	A16			
1005	3 1/4"	A15			
1006	4 1/4"	A6			
1007	1 3/4"	A13			
1008	4 7/16"	A4			
1009	3 3/4"	A7			
1010	1 3/4"	A13			
1011	2 3/4"	A15			
1012	2 1/4"	A16			
1013	4 1/4"	A4			
1014	2 3/4"	A15			
1015	4 1/2"	A9			
1016	4 1/2"	A7			
1017	1 3/4"	A13			
1018	5 15/16"	A2			
1019	5 11/16"	A6			
1020	1 5/8"	A16			
1021	4 1/8"	A6			
1022	5"	A12			
1024	5 1/8"	A8			
1025	7 1/4"	A12			
1026	6 7/16"	A10			
1027	3 1/2"	A10			

VVW #	SIZE	PAGE	INSTOCK AT MILLARD LUMBER MAPLE	OAK	POPLAR
1030	1 3/4"	A13			
1040	1 3/4"	A13			
1050	2 1/4"	A16			
1060	2 1/4"	A16			
1070	2 1/4"	A16			
1080	2 3/4"	A13			
1090	3"	A15			
1100	3 1/4"	A15			
1110	3 1/4"	A14			
1120	3 1/2"	A7			
1130	4"	A7			
1140	3 11/16"	A11			
1150	4 1/4"	A14			
1160	4 1/4"	A14			
1170	4 1/4"	A4	125M	125O	125P
1180	5"	A9			
1190	5 1/2"	A11			
1200	5 3/4"	A8	606M	60CRWN	6PCRWN
1210	5 7/8"	A3			
1240	4 1/2"	A13		47O	458PCRWN
1250	3 7/16"	A14		51O	
1260	5 3/4"	A4			
1270	5 3/4"	A3			
1280	5 3/4"	A2			
1290	7 3/4"	A1			



BASE



INDEX

VVW #	SIZE	PAGE	INSTOCK AT MILLARD LUMBER MAPLE	OAK	POPLAR
2001	11/16" x 4"	B2			
2002	5/8" x 4 1/2"	B2			
2003	5/8" x 4 1/2"	B2			
2004	5/8" x 4 3/4"	B3			
2005	3/4" x 5"	B3			
2006	3/4" x 5"	B3			
2007	3/4" x 5"	B4			
2008	5/8" x 5 1/4"	B4			
2009	11/16" x 5 1/2"	B5			
2010	3/8" x 2 5/8"	B1		218O	218P
2011	5/8" x 5 1/2"	B4			
2012	11/16" x 5 1/2"	B4			
2013	5/8" x 5 1/2"	B5			
2014	3/4" x 5 7/8"	B6			
2015	11/16" x 6"	B6			
2016	1" x 6"	B7			
2017	3/4" x 8"	B7			
2018	11/16" x 3 9/16"	B1			
2019	11/16" x 6"	B7			
2020	3/8" x 2 3/4"	B1		202O	
2021	11/16" x 4"	B1			
2022	11/16" x 5 1/2"	B4			
2023	5/8" x 5"	B3			
2024	11/16" x 5 1/2"	B5			

VVW #	SIZE	PAGE	INSTOCK AT MILLARD LUMBER MAPLE	OAK	POPLAR
2025	11/16" x 5 1/2"	B6			
2026	11/16" x 5 1/2"	B5			
2030	5/8" x 3"	B1			
2040	3/8" x 3"	B1	216M	216O	216P
2050-4	5/8" x 4"	B1			
2050-5	5/8" x 5"	B3			
2060	11/16" x 4"	B1			
2080	3/4" x 4"	B1			
2090	11/16" x 4"	B1	113M	113O	113P
2100	9/16" x 4 1/4"	B2			
2110	11/16" x 4 1/2"	B2			
2120	7/16" x 5"	B3			
2140	9/16" x 5 1/4"	B4			
2150	11/16" x 5 1/2"	B5			
2160	11/16" x 5 1/2"	B5	M512M	M512O	M512P
2170	9/16" x 5 1/2"	B6			
2180	3/4" x 5 1/2"	B6			
2190	11/16" x 5 3/4"	B6			
2200	11/16" x 6"	B6			
2210	1/2" x 6"	B7			
2220	11/16" x 4"	B1			
2230	11/16" x 4"	B2			
2240	5/8" x 4 1/2"	B2			



CASINGS



INDEX

VVW #	SIZE	PAGE	INSTOCK AT MILLARD LUMBER	MAPLE	OAK	POPLAR
3000	3/4" x 2 1/4"	C1				
3001	3/4" x 2 1/4"	C1				
3002	3/4" x 2 1/4"	C2				
3003	3/4" x 2 1/4"	C1				
3004	3/4" x 2 1/4"	C1				
3005	3/4" x 2 1/4"	C2				
3006	3/4" x 2 1/4"	C2				
3007	3/4" x 2 1/4"	C1				
3008	3/4" x 2 1/4"	C1				
3009	3/4" x 2 1/4"	C1				
3010	7/16" x 2 1/4"	C1			403OV	
3011	3/4" x 2 1/4"	C1				
3012	3/4" x 3"	C5				
3013	3/4" x 3"	C5				
3014	3/4" x 3"	C4				
3015	3/4" x 3"	C4				
3016	3/4" x 3"	C5				
3017	3/4" x 3"	C4				
3018	3/4" x 3"	C6				
3019	3/4" x 3"	C4				
3020	3/4" x 2 1/4"	C3				
3021	3/4" x 3"	C3				
3022	1 1/8" x 3"	C7				
3023	1 1/8" x 3"	C7				
3024	3/4" x 3"	C6				
3025	3/4" x 3"	C6				
3026	3/4" x 3"	C7				
3027	3/4" x 3"	C6				
3028	1 1/8" x 3"	C7				
3029	3/4" x 3"	C6				
3030	3/4" x 2 1/4"	C2				
3031	3/4" x 3"	C6				
3032	3/4" x 3"	C3				
3033	3/4" x 4"	C9				
3034	3/4" x 3 3/16"	C10				
3035	13/16" x 2 3/4"	C8				

VVW #	SIZE	PAGE	INSTOCK AT MILLARD LUMBER	MAPLE	OAK	POPLAR
3036	7/8" x 3 1/2"	C8				
3040	3/4" x 2 1/4"	C3				
3050	9/16" x 2 1/4"	C3	111MLF	111OLF	111PLF	
3060	7/16" x 2 1/4"	C3		115OLF	115PP	
3070	7/16" x 2 1/4"	C3				
3080	7/16" x 2"	C3				
3090	3/8" x 1 3/4"	C3				
3100	1 1/8" x 1 1/4"	C11				
3110	3/4" x 3 5/16"	C11				
3120	1 1/8" x 1 3/8"	C11				
3130	3/4" x 3"	C3				
3140	3/4" x 3"	C3	M343M	M343O	M343P	
3150	3/4" x 3"	C3	103M	103O	103P	
3160	3/4" x 3"	C4				
3170	5/8" x 3"	C5				
3180	3/4" x 2 3/4"	C5				
3190	3/4" x 2 1/2"	C5				
3200	13/16" x 3 1/2"	C7				
3210	3/4" x 3 1/2"	C8				
3220	3/4" x 3 1/2"	C8				
3230	13/16" x 3 1/4"	C7				
3240	11/16" x 3 1/4"	C7				
3250	3/4" x 3 3/4"	C10				
3260	11/16" x 3 1/4"	C10		160O	160P	
3270	3/4" x 3 1/4"	C10				
3280	5/8" x 4 1/2"	C8				
3290	11/16" x 3 3/8"	C8				
3300	11/16" x 3 1/4"	C8				
3310	5/8" x 3"	C8				
3320	3/4" x 4 1/2"	C9				
3330	3/4" x 4 1/2"	C9				
3340	5/8" x 4"	C9				
3350	11/16" x 4"	C9				
3360	3/4" x 3"	C4				
3370	3/4" x 3"	C4				
3380	3/4" x 3"	C7				



CASINGS



INDEX

VVW #	SIZE	PAGE	INSTOCK AT MILLARD LUMBER MAPLE	OAK	POPLAR
3390	13/16" x 3"	C5			
3400	3/4" x 3"	C4			
3410	3/4" x 3"	C3			
3440	3/4" x 2 3/4"	C6			
3500	13/16" x 3"	C4			
3510	13/16" x 3"	C5			
3540	13/16" x 3"	C5			
3550	3/4" x 3"	C7			
3560	1 1/8" x 3"	C7			
3570	3/4" x 3"	C6			
3580	3/4" x 3"	C6			
3590	3/4" x 3"	C6			
3600	3/4" x 3"	C4			
3610	3/4" x 3"	C5			
3620	3/4" x 3"	C3			
3630	3/4" x 3"	C5			
3650	3/4" x 3"	C6			
3660	3/4" x 3"	C6			
3670	3/4" x 3"	C4			
3680	3/4" x 3"	C5			
3690	3/4" x 3"	C4			
3700	3/4" x 2 1/4"	C1			

VVW #	SIZE	PAGE	INSTOCK AT MILLARD LUMBER MAPLE	OAK	POPLAR
3710	3/4" x 2 1/4"	C1			
3720	3/4" x 2 1/4"	C1			
3730	3/4" x 2 1/4"	C1			
3740	3/4" x 2 1/4"	C2			
3750	3/4" x 2 1/4"	C1			
3770	3/4" x 2 1/4"	C2			
3780	3/4" x 2 1/4"	C1			
3840	3/4" x 2 1/4"	C2			
3850	3/4" x 2 1/4"	C2			
3860	3/4" x 2 1/4"	C2			
3870	3/4" x 2 1/4"	C1			
3880	3/4" x 2 1/4"	C2			
3890	3/4" x 2 1/4"	C1			
3900	3/4" x 2 1/4"	C2			
3910	3/4" x 2 1/4"	C2			
3920	3/4" x 2 1/4"	C2			
3930	3/4" x 2 1/4"	C2			
3940	3/4" x 2 1/4"	C1			
3960	3/4" x 2 1/4"	C2			
3970	3/4" x 2 1/4"	C2			
3980	3/4" x 2 1/4"	C2			
3990	3/4" x 2 1/4"	C2			



MISCELLANEOUS



INDEX

VVW #	SIZE	PAGE	INSTOCK AT MILLARD LUMBER		
			MAPLE	OAK	POPLAR
BEAUTY MOULDS/PANEL MOULDS					
4000	3/8" x 13/16"	D1			
4001	5/8" x 13/4"	D2			
4002	5/8" x 13/4"	D2			
4003	7/8" x 11/2"	D1			
4004	1/2" x 11/8"	D2			
4005	5/8" x 1"	D2			
4006	5/8" x 11/8"	D2			
4007	9/16" x 11/8"	D2			
4008	5/8" x 5/16"	D1			
4009	3/8" x 1/2"	D2			
4010	1/2" x 1"	D1			
4011	5/8" x 13/4"	D1			
4012	1 1/8" x 2"	D2			
4020	9/16" x 13/8"	D1			
4030	1/2" x 3/4"	D1			
4040	5/8" x 3/4"	D1			F240A
4050	5/8" x 1"	D1			
4060	9/16" x 13/8"	D1			
4070	3/4" x 11/4"	D1			
4080	5/8" x 3/4"	D2			
4120	7/16" x 3/4"	D1			
4130	3/4" x 11/8"	D2			
4140	11/16" x 13/8"	D1			
4150	3/4" x 15/8"	D2			
4160	7/8" x 2"	D2			
4380	3/4" x 11/4"	D2			
4390	7/16" x 3/4"	D1	100M	M100O	M100P
4400	1/2" x 1"	D1	M101M	M101O	M101P
4410	Decca Style B 1 1/8"	D1			183P
4430	Plant Mould 1 5/8"	D1	117M	117O	117P
4490	3/8" x 3/4"	D1		728O	
4550	5/8" x 13/8"	D1	M102M	M102O	M102P

VVW #	SIZE	PAGE	INSTOCK AT MILLARD LUMBER		
			MAPLE	OAK	POPLAR
LIBRARY PANEL MOULDING					
4090	7/16" x 13/8"	D3			
4100	7/16" x 15/8"	D3			
4420	5/8" x 13/8"	D3		MPNLO	MPNLP
4520	3/4" x 13/8"	D3	111M	111O	KD111P
4530	1/2" x 13/8"	D3	110M	110O	

PANEL CAPS

VVW #	SIZE	PAGE	MPNLMLD	OPNLMLD	PPNLMLD
4013	11/16" x 11/16"	D3	MPNLMLD	OPNLMLD	PPNLMLD
4110	11/16" x 15/8"	D3			
4330	11/16" x 11/16"	D4			
4340	1 x 1"	D4			
4350	7/8" x 11/8"	D3			
4360	1 x 1"	D4			
4370	11/16" x 11/4"	D4			
4531	3/4" x 15/8"	D4			
4532	3/4" x 13/4"	D4			
4533	1 1/16" x 2"	D3			
4534	3/4" x 15/16"	D3			
4535	7/8" x 11/2"	D4			
4536	1 1/2" x 11/2"	D4			
4537	1 1/8" x 11/16"	D3			
4538	1 1/8" x 2 1/8"	D3			

HALF ROUNDS

VVW #	SIZE	PAGE			
5002	1" x 1 1/2"	D4			
5003	1" x 2"	D4			
5015	5/8" x 5/16"	D4			
5048	1/2" x 1 1/16"	D4			
5049	3/4" x 1 1/2"	D4			



MISCELLANEOUS



INDEX

VVW #	SIZE	PAGE	INSTOCK AT MILLARD LUMBER		
			MAPLE	OAK	POPLAR
STOPS					
5005	3/8" x 1 1/16"	D5		312OLF	312PLF
5006	7/16" x 1 3/8"	D5	303MLF	303O	303PLF
5007	7/16" x 1 3/8"	D5		400O	
5013	1/2" x 1 1/2"	D5			
5016	1/2" x 1 3/8"	D5			
5017	3/8" x 1 1/2"	D5			
5022	3/8" x 1 3/8"	D5			
5050	3/8" x 1 3/8"	D5			

BATTEN

5021	1/2" x 3 1/2"	D5			
5023	5/8" x 2"	D5			
5024	1/2" x 2 1/4"	D5			
5025	3/4" x 3 1/2"	D5			

CHAIR RAIL/BED MOULD/MANTLE MOULD

5000	5/8" x 2 5/8"	D6			390POPO
5001	1 1/16" x 2 5/8"	D6		720RO	
5004	3/4" x 2 1/8"	D6		CHAIRO	390POP
5012	1 5/8" x 3 1/4"	D6			
5018	1" x 2 5/8"	D6			
5026	2 1/4"	D6			
5027	1 1/2" x 3 5/8"	D6			
5047	1 3/4"	D6		M74OAK	

VVW #	SIZE	PAGE	INSTOCK AT MILLARD LUMBER		
			MAPLE	OAK	POPLAR
INLAY					
5030	3/4" x 3 1/4"	D7			
5031	3/4" x 1 1/4"	D7			
5032	1/2" x 1 1/4"	D7			
5033	1/2" x 1 1/4"	D7			
5034	1/2" x 1 1/4"	D7			

MISCELLANEOUS

5009	1 1/2" x 2 3/4"	D9			
5010	5/8" x 2 9/16"	D8			
5011	1 5/8" x 2 3/8"	D9			
5014	Quarter Round 3/4" x 3/4"	D8			
5019	Corner Bead 1"	D8			
5028	1 1/2" x 2 5/8"	D9			
5029	1 1/4" x 5 3/8"	D9			
5035	1/2" x 1 1/2"	D8			
5036	1" x 1 5/16"	D8			
5037	3/4" x 1 5/8"	D8			
5038	Inside Mould 1 7/16" x 1 1/4"	D8			
5039	3/4" x 1 3/4"	D8			
5040	Corner Bead 1 1/16"	D8		KD2100	
5041	Corner Bead 3/4"	D8		OSC08	
5042	Inside Corner 9/16"	D8			
5043	Base Shoe/Cove 3/4" x 3/4"	D8	601M	601O	34PCOVE
5044	Saddle Mould 3/4" x 1"	D8	DMMAPLE	DMOAK	
5045	Base Shoe 1 1/2" x 1 1/16"	D8	200M	200O	200P
5046	Nosing 3/8" x 2 1/2"	D9			



STAIR PARTS



INDEX

VVW #	SIZE	PAGE	INSTOCK AT MILLARD LUMBER		
			MAPLE	OAK	POPLAR
6000	1 ³ / ₁₆ " x 17/8"	E3	201M	201O	201P
6001	1 ¹ / ₂ " x 5 ¹ / ₂ " or 1 ¹ / ₂ " x 3 ¹ / ₂ "	E1			
6002	1 ¹ / ₂ " x 5 ¹ / ₂ " or 1 ¹ / ₂ " x 3 ¹ / ₂ "	E1			
6003	1 ¹ / ₂ " x 5 ¹ / ₂ " or 1 ¹ / ₂ " x 3 ¹ / ₂ "	E1			
6004	1 ¹ / ₂ " x 5 ¹ / ₂ " or 1 ¹ / ₂ " x 3 ¹ / ₂ "	E1			
6005	1 ¹ / ₂ " x 5 ¹ / ₂ " or 1 ¹ / ₂ " x 3 ¹ / ₂ "	E2			
6006	1 ¹ / ₂ " x 5 ¹ / ₂ " or 1 ¹ / ₂ " x 3 ¹ / ₂ "	E2			
6007	1 ¹ / ₂ " x 5 ¹ / ₂ " or 1 ¹ / ₂ " x 3 ¹ / ₂ "	E2			
6008	1 ¹ / ₂ " x 5 ¹ / ₂ " or 1 ¹ / ₂ " x 3 ¹ / ₂ "	E2			
6009	1 ³ / ₁₆ " x 1 ⁵ / ₈ "	E3			
6010	2 ¹ / ₂ " x 1 ¹ / ₄ "	E3			

